

FSL

FSL

LIGHT UP THE WORLD

ISSUE 2

ISSUE 2

PRODUCT CATALOGUE

PRODUCT CATALOGUE



FOSHAN ELECTRICAL AND LIGHTING CO.,LTD.

📍 Add: 64 North Fenjiang Road, Foshan, China

✉️ fsglobal@chinafsl.com

🌐 www.chinafsl.com/en/

FOSHAN ELECTRICAL AND LIGHTING CO.,LTD.

FSL

Foshan Electrical And Lighting Co.,Ltd (abbrev as Foshan Lighting as bellow) was established in 1958, located in North Fenjiang Road, Foshan, China. As a professional and leading lighting manufacturer, Foshan Lighting owns five production bases, Foshan headquater (193,000 sqm), Nanhai Manufacturing Center (206,000 sqm), Gaoming Industrial Zone (895,000 sqm), Xinxiang factory (91,300 sqm) and Nanjing factory (136,000 sqm) with more than 200 production lines and over 8000 employees.

We produce a series of lighting products with high-quality, low cost and reasonable price. **"FSL"** has been a well-known trademark in the domestic as well as in the international market. We serve more than 200 customers from 80 countries and we believe that our innovation on the LED technology are enable to provide the best quality product and good services to every customer.



FOSHAN ELECTRICAL AND LIGHTING CO.,LTD.

ENTERPRISE QUALIFICATION CERTIFICATE





COMPANY PROFILE



Beijing Olympic Central Park Landscape Lighting Project



Cherry Components Industry Zone in Eerduosi



Cherry Alto Showroom



Wanda Plaza

PROJECTS



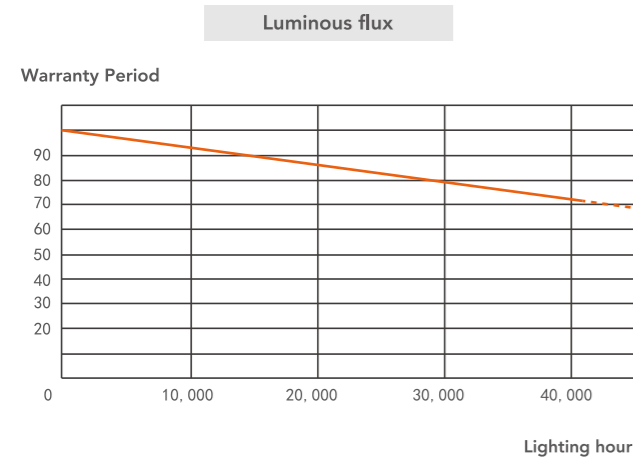
LED

Basic knowledge

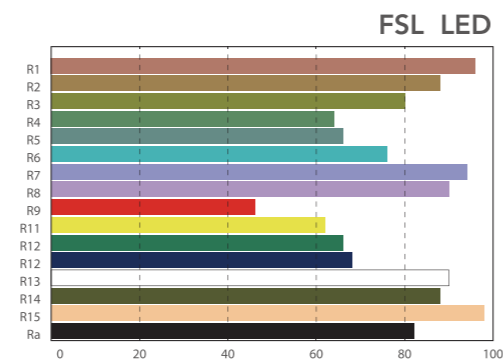
CONTENTS

Definition of led life

incandescent bulb, fluorescent lamp can be easily broken caused by electric shock, while led lamp can still work even after 40000h, only luminous decays as time goes.



CRI / Ra 80+



LED Ra Comparison



Used for Close Range illumination

Non-ultraviolet radiation and infrared rays, alleviate the fades and degradation of the subject.

Lower heated when shines closely. Suitable for less heat-resisted product and commercial lighting.



Suitable for outdoor lighting



Anti-mosquito and insects

Led lamp is Non ultraviolet which cannot be sensed by mosquito and other inserts.

LED FILAMENT BULB	01
LED BULB	04
LED CYLINDRICAL BULB	10
LED COLOUR BULB	12
LED CANDLE BULB	13
LED G4/G9	16
LED SPOTLIGHT	17
LED TUBE&BATTEN	21
LED OFFICE LIGHTING	37
LED DOWNLIGHT	41
LED CEILING DOWNLIGHT	55
LED CEILING LAMP	58
LED TRACK LIGHT	63
LED FLOOD LIGHT	67
LED HIGH BAY	73
LED STREET LIGHT	77
LED EMERGENCY LIGHT	83
LED STRIP LIGHT	87
BRAND PROMOTION MATERIALS	91

LED FILAMENT BULB



Features:

- *Incandescent-like color;
- *High energy efficiency and long life;
- *Perfect quality, advanced optics and reduced glare;
- *Mercury free, in compliance with material restriction requirements of RoHS.

Applications:

Ideal for restaurants, coffee shops, super markets, hotels and homes.

Clear



A60FC C35FC BT35FC G45FC G80FC G95FC G125FC ST56FC ST64FC

Vintage

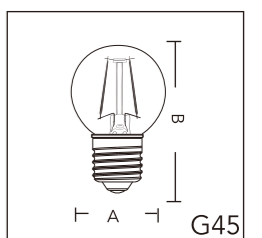
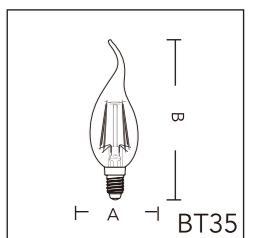
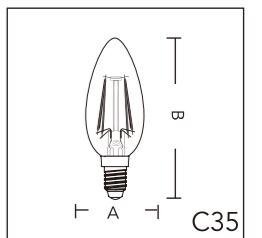




A60FV C35FV BT35FV G45FV G80FV G95FV G125FV ST56FV ST64FV



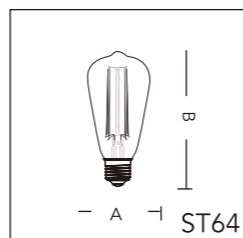
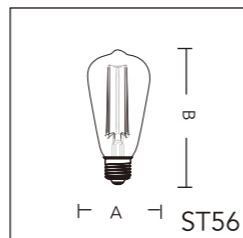



Code	Voltage	Power (W)	Lumen(lm)	Dimmable	Base	Size (mm)	Packing QTY (pcs/CTN)
A60FC 4W	AC220-240V	4	470	N	E27	A60xB108	100
A60FC 6.5W	AC220-240V	6.5	800	N	E27	A60xB108	100
A60FC 8.5W	AC220-240V	8.5	1050	N	E27	A60xB108	100
A70FC 12W	AC220-240V	12	1521	N	E27	A70xB128	100
C35FC 2.5W	AC220-240V	2.5	250	N	E14/E27	A35xB96/90	200
C35FC 4W	AC220-240V	4	470	N	E14/E27	A35xB96/90	200
BT35FC 2.5W	AC220-240V	2.5	250	N	E14	A35xB115	200
BT35FC 4W	AC220-240V	4	470	N	E14	A35xB115	200
G45FC 2.5W	AC220-240V	2.5	250	N	E14/E27	A45xB78/73	200
G45FC 4W	AC220-240V	4	470	N	E14/E27	A45xB78/73	200
G80FC 4W	AC220-240V	4	470	N	E27	A80xB115	50
G80FC 6.5W	AC220-240V	6.5	800	N	E27	A80xB115	50
G80FC 8.5W	AC220-240V	8.5	1050	N	E27	A80xB115	50
G95FC 4W	AC220-240V	4	470	N	E27	A95xB133	20
G95FC 6.5W	AC220-240V	6.5	800	N	E27	A95xB133	20
G95FC 8.5W	AC220-240V	8.5	1050	N	E27	A95xB133	20
G95FC 12W	AC220-240V	12	1521	N	E27	A95xB133	20
G125FC 4W	AC220-240V	4	470	N	E27	A125xB176	20
G125FC 6.5W	AC220-240V	6.5	800	N	E27	A125xB176	20
G125FC 8.5W	AC220-240V	8.5	1050	N	E27	A125xB176	20
G125FC 12W	AC220-240V	12	1521	N	E27	A125xB176	20
ST56FC 4W	AC220-240V	4	470	N	E27	A56xB126	100
ST56FC 6.5W	AC220-240V	6.5	800	N	E27	A56xB126	100
ST56FC 8.5W	AC220-240V	8.5	1050	N	E27	A56xB126	100
ST64FC 4W	AC220-240V	4	470	N	E27	A64xB138	100
ST64FC 6.5W	AC220-240V	6.5	800	N	E27	A64xB138	100
ST64FC 8.5W	AC220-240V	8.5	1050	N	E27	A64xB138	100
ST64FC 12W	AC220-240V	12	1521	N	E27	A64xB138	100

A60FC-D 5W	AC230-240V	5	470	Y	E27	A60xB103	100
A60FC-D 8W	AC230-240V	8	800	Y	E27	A60xB103	100
A70FC-D 13W	AC230-240V	13	1521	Y	E27	A70xB128	100
C35FC-D 4.5W	AC230-240V	4.5	470	Y	E14	A35xB96	200
C35FC-D 5W	AC230-240V	5	470	Y	E27	A35xB90	200
G45FC-D 4.5W	AC230-240V	4.5	470	Y	E14	A45xB78	200
G45FC-D 5W	AC230-240V	5	470	Y	E27	A45xB73	200
G80FC-D 5W	AC230-240V	5	470	Y	E27	A80xB115	50
G80FC-D 8W	AC230-240V	8	800	Y	E27	A80xB115	50
G95FC-D 5W	AC230-240V	5	470	Y	E27	A95xB133	20
G95FC-D 8W	AC230-240V	8	800	Y	E27	A95xB133	20
G95FC-D 13W	AC230-240V	13	1521	Y	E27	A95xB133	20
G125FC-D 5W	AC230-240V	5	470	Y	E27	A125xB176	20
G125FC-D 8W	AC230-240V	8	800	Y	E27	A125xB176	20
G125FC-D 13W	AC230-240V	13	1521	Y	E27	A125xB176	20
ST56FC-D 5W	AC230-240V	5	470	Y	E27	A56xB126	100
ST56FC-D 8W	AC230-240V	8	800	Y	E27	A56xB126	100
ST64FC-D 5W	AC230-240V	5	470	Y	E27	A64xB138	100
ST64FC-D 8W	AC230-240V	8	800	Y	E27	A64xB138	100
ST64FC-D 13W	AC230-240V	13	1521	Y	E27	A64xB138	100





Code	Voltage	Power (W)	Lumen(lm)	Dimmable	Base	Size (mm)	Packing QTY (pcs/CTN)
A60FV 4W	AC220-240V	4	360	N	E27	A60xB108	100
A60FV 6.5W	AC220-240V	6.5	650	N	E27	A60xB108	100
A60FV 8.5W	AC220-240V	8.5	800	N	E27	A60xB108	100
A70FV 12W	AC220-240V	12	1200	N	E27	A70xB128	100
C35FV 2.5W	AC220-240V	2.5	200	N	E14/E27	A35xB96/90	200
C35FV 4W	AC220-240V	4	360	N	E14/E27	A35xB96/90	200
BT35FV 2.5W	AC220-240V	2.5	200	N	E14	A35xB115	200
BT35FV 4W	AC220-240V	4	360	N	E14	A35xB115	200
G45FV 2.5W	AC220-240V	2	200	N	E14/E27	A45xB78/73	200
G45FV 4W	AC220-240V	4	360	N	E14/E27	A45xB78/73	200
G80FV 4W	AC220-240V	4	360	N	E27	A80xB115	50
G80FV 6.5W	AC220-240V	6.5	650	N	E27	A80xB115	50
G80FV 8.5W	AC220-240V	8.5	800	N	E27	A80xB115	50
G95FV 4W	AC220-240V	4	360	N	E27	A95xB133	20
G95FV 6.5W	AC220-240V	6.5	650	N	E27	A95xB133	20
G95FV 8.5W	AC220-240V	8.5	800	N	E27	A95xB133	20
G95FV 12W	AC220-240V	12	1200	N	E27	A125xB176	20
G125FV 4W	AC220-240V	4	360	N	E27	A125xB176	20
G125FV 6.5W	AC220-240V	6.5	650	N	E27	A125xB176	20
G125FV 8.5W	AC220-240V	8.5	800	N	E27	A125xB176	20
G125FV 12W	AC220-240V	12	1200	N	E27	A125xB176	20
ST56FV 4W	AC220-240V	4	360	N	E27	A56xB126	100
ST56FV 6.5W	AC220-240V	6.5	650	N	E27	A56xB126	100
ST56FV 8.5W	AC220-240V	8.5	800	N	E27	A56xB126	100
ST64FV 4W	AC220-240V	4	360	N	E27	A64xB138	100
ST64FV 6.5W	AC220-240V	6.5	650	N	E27	A64xB138	100
ST64FV 8.5W	AC220-240V	8.5	800	N	E27	A64xB138	100
ST64FV 12W	AC220-240V	12	1200	N	E27	A64xB138	100
<hr/>							
A60FV-D 5W	AC230-240V	5	360	Y	E27	A60xB103	100
A60FV-D 8W	AC230-240V	8	650	Y	E27	A60xB103	100
A70FV-D 13W	AC230-240V	13	1200	Y	E27	A70xB128	100
C35FV-D 4.5W	AC230-240V	4.5	360	Y	E14	A35xB96	200
C35FV-D 5W	AC230-240V	5	360	Y	E27	A35xB90	200
G45FV-D 4.5W	AC230-240V	4.5	360	Y	E14	A45xB78	200
G45FV-D 5W	AC230-240V	5	360	Y	E27	A45xB73	200
G80FV-D 5W	AC230-240V	5	360	Y	E27	A80xB115	50
G80FV-D 8W	AC230-240V	8	650	Y	E27	A80xB115	50
G95FV-D 5W	AC230-240V	5	360	Y	E27	A95xB133	20
G95FV-D 8W	AC230-240V	8	650	Y	E27	A95xB133	20
G95FV-D 13W	AC230-240V	13	1200	Y	E27	A95xB133	20
G125FV-D 5W	AC230-240V	5	360	Y	E27	A125xB176	20
G125FV-D 8W	AC230-240V	8	650	Y	E27	A125xB176	20
G125FV-D 13W	AC230-240V	13	1200	Y	E27	A125xB176	20
ST56FV-D 5W	AC230-240V	5	360	Y	E27	A56xB126	100
ST56FV-D 8W	AC230-240V	8	650	Y	E27	A56xB126	100
ST64FV-D 5W	AC230-240V	5	360	Y	E27	A64xB138	100
ST64FV-D 8W	AC230-240V	8	650	Y	E27	A64xB138	100
ST64FV-D 13W	AC230-240V	13	1200	Y	E27	A64xB138	100



LED BULB



Features:


- *Plastic coated aluminum for main body;
- *More durable, energy saving and environment-friendly;
- *Available to standard bulb socket;
- *Replacement for incandescent bulb;
- *Mercury free, in compliance with material restriction requirements of RoHS.

Applications:


Ideal for general ambient lighting in offices, conference rooms, shopping malls, exhibition pavilions, super markets, hotels and homes.




Code	Voltage	Power (W)	Lumen(lm) 3000/4000/6500K	CRI	Base	Size (mm)	Lifetime (hrs)	Packing QTY (pcs/CTN)
G45E 3W	DC12V	3	260/270/290	≥70	E27/E14	A45xB80/85	25000	100
A60E 5W	DC12V	5	420/430/450	≥70	E27	A60xB112	25000	100
FSLA612 9W	DC12V	9	780/790/810	≥80	E27	A60xB113	15000	100
FSLA612 12W	DC12V	12	1020/1050/1080	≥80	E27	A60xB113	15000	100
FSLA616 5W	DC24V	5	380/390/400	≥80	E27	A60xB112	15000	100
FSLA616 9W	DC24V	9	780/790/810	≥80	E27	A60xB113	15000	100
FSLA616 12W	DC24V	12	1020/1050/1080	≥80	E27	A60xB113	15000	100




Code	Voltage	Power (W)	Lumen(lm) 3000/4000/6500K	Base	Beam Angle	Size (mm)	Packing QTY (pcs/CTN)
FSLA605 5W	AC220-240V	5	400/410/420	E27/B22	200°	A60xB108	100
FSLA605 7W	AC220-240V	7	470/480/490	E27/B22	200°	A60xB108	100
FSLA605 9W	AC220-240V	9	760/780/800	E27/B22	200°	A60xB108	100
FSLA605 12W	AC220-240V	12	1050/1100/1130	E27/B22	200°	A60xB115	100
FSLA605 15W	AC220-240V	15	1520	E27/B22	180°	A60xB120	100



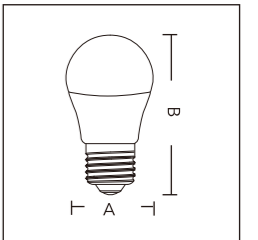
Code	Voltage	Power (W)	Lumen(lm) 3000/4000/6500K	Base	Beam Angle	Size (mm)	Packing QTY (pcs/CTN)
A95CX 18W	AC180-265V	18	1200/1230/1260	E27/B22	180°	A95xB160	50
A120CX 24W	AC180-265V	24	1600/1640/1680	E27/B22	200°	A120xB220	20



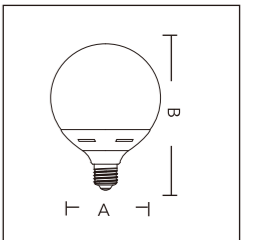
Code	Voltage	Power (W)	Lumen(lm) 3000/4000/6500K	Base	Size (mm)	Packing QTY (pcs/CTN)
FSLA604 5W	AC90-265V	5	380/390/400	E27/B22	A60xB108	100
FSLA604 7W	AC90-265V	7	540/550/560	E27/B22	A60xB108	100
FSLA604 9W	AC90-265V	9	760/780/800	E27/B22	A60xB108	100
FSLA604 11W	AC90-265V	11	920/940/960	E27/B22	A60xB115	100
FSLA604 13W	AC90-265V	13	1150/1180/1200	E27/B22	A70xB130	100
FSLA604 15W	AC90-265V	15	1200/1250/1300	E27/B22	A70xB130	100
FSLA604 20W	AC90-265V	20	1600/1650/1700	E27/B22	A80xB145	100
FSLA604 25W	AC90-265V	25	2000/2050/2100	E27/B22	A95xB162	100



Code	Voltage	Power (W)	Lumen(lm) 3000/4000/6500K	Base	Size (mm)	Packing QTY (pcs/CTN)
G45JX 3W	AC220-240V	3	250/260/280	E27/E14	A45xB82/83	100
G45JX 4W	AC220-240V	4	330/340/350	E27/E14	A45xB82/83	100
G45JX 5.5W	AC220-240V	5.5	460/470/480	E27/E14	A45xB82/83	100
G45J 3W	AC90-265V	3	250/260/270	E27/E14	A45xB82/83	100
G45J 4W	AC90-265V	4	350/360/370	E27/E14	A45xB82/83	100
G45J 5.5W	AC90-265V	5.5	470/480/490	E27/E14	A45xB82/83	100




Code	Voltage	Power (W)	Lumen(lm) 3000/4000/6500K	Base	Beam Angle	Size (mm)	Packing QTY (pcs/CTN)
G95JX 9W	AC90-265V	9	800/820/830	E27	200°	A95xB143	50
G120JX 12W	AC90-265V	12	1055/1100/1150	E27	200°	A120xB166	50
FSG205 20W	AC180-265V	20	1800/1900/1900	E27	180°	A120xB160	50






Code	Voltage	Power (W)	Lumen(lm) 3000/4000/6500K	Base	Size (mm)	Packing QTY (pcs/CTN)
A60D 7W	AC220-240V	7	550/580/600	E27	A60xB115	100
A60D 10W	AC220-240V	10	720/760/800	E27	A60xB115	100
A70D 11W	AC220-240V	11	1050/1080/1100	E27	A60xB115	100



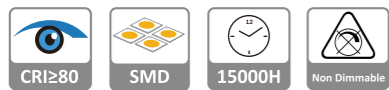
Code	Voltage	Power (W)	Lumen(lm) 3000/4000/6500K	Base	Size (mm)	Packing QTY (pcs/CTN)
A60TS 4.5W	AC180-265V	4.5	350/380/370	E27	A60xB113	100
A60TS 9W	AC180-265V	9	780/850/800	E27	A60xB113	100




**PHOTOCONTROL
9W**




**MOTION SENSOR
5W**



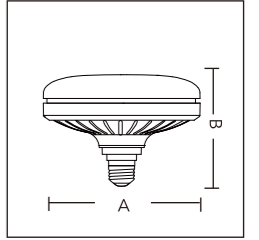
Code	Voltage	Power (W)	Lumen(lm) 3000/4000/6500K	Base	Beam Angle	Size (mm)	Packing QTY (pcs/CTN)
FSLA615 9W	AC220-240V	9	800/810/820	E27	160°	A60xB111	100
FSLA614 9W	AC120-240V	9	800/810/820	E27	160°	A60xB111	100
FSLA616 5W	AC180-265V	5	400/430/450	E27	170°	A60xB113	100



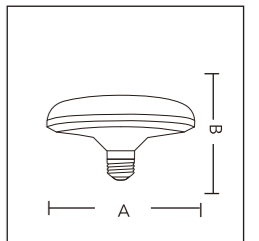
Code	Voltage	Power (W)	Lumen(lm) 3000/4000/6500K	Base	Size (mm)	Packing QTY (pcs/CTN)
A50JJ 3W	AC220-240V	3	200/230/260	E27	A50xB93	100
A60JJ 5W	AC220-240V	5	320/350/400	E27	A60xB106	100



Code	Voltage	Power (W)	Lumen(lm) 3000/4000/6500K	Base	Size (mm)	Packing QTY (pcs/CTN)
FSU150 16W	AC180-265V	16	1150/1200/1300	E27	A150xB110	50
FSU150 22W	AC180-265V	22	1700/1800/1900	E27	A185xB150	30
FSU159 16W	AC90-265V	16	1250/1400/1400	E27	A150xB110	50
FSU159 22W	AC90-265V	22	1750/2000/2000	E27	A185xB150	30

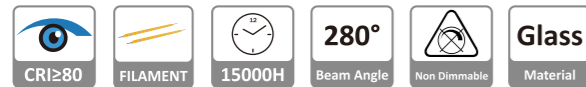
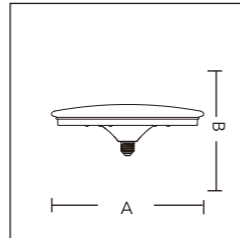


Code	Voltage	Power (W)	Lumen(lm) 3000/4000/6500K	Base	Beam Angle	Size (mm)	Packing QTY (pcs/CTN)
FSU161 16W	AC180-265V	16	1150/1200/1250	E27	110°	A150xB88	50
FSU161 22W	AC180-265V	22	1850/1950/2050	E27	110°	A230xB88	30
FSU161 32W	AC180-265V	32	2080/2210/2600	E27	110°	A230xB88	30
FSU169 16W	AC90-265V	16	1150/1280/1280	E27	120°	A150xB88	50
FSU169 22W	AC90-265V	22	1600/1800/1800	E27	120°	A230xB88	30

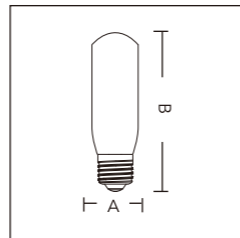




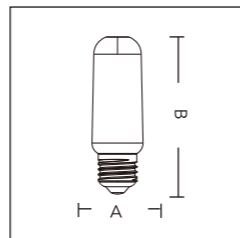
Code	Voltage	Power (W)	Lumen(lm) 3000/4000/6500K	Base	Size (mm)	Packing QTY (pcs/CTN)
FSU170 40W	AC100-264V	40	3200/3400/3500	E27	A300xB101	20
FSU170 50W	AC100-264V	50	4600/4900/5000	E27	A300xB101	20



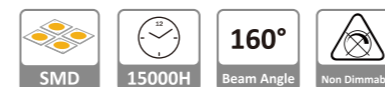
Code	Voltage	Power (W)	Lumen(lm) 3000/4000/6500K	Base	Size (mm)	Packing QTY (pcs/CTN)
FST112-6.5W	AC220-240V	6.5	720/760/800	E27	A32xB100	100
FST112-8.5W	AC220-240V	8.5	950/1025/1100	E27	A32xB109	100
FST112-12W	AC220-240V	12	1350/1425/1500	E27	A44xB112	100
FST112-8.5W	AC220-240V	8.5	950/1025/1100	G24	A38xB120	100




Code	Voltage	Power (W)	Lumen(lm) 3000/4000/6500K	Base	Size (mm)	Packing QTY (pcs/CTN)
FSLT129 9W	AC220-240V	9	720/750/780	E27/E14	A34.5xB105/108	100
FSLT129D 9W	AC220-240V	9	800/850/850	E27/E14	A34.5xB105/108	100



Code	Voltage	Power (W)	Lumen(lm) 3000/4000/6500K	Base	Size (mm)	Packing QTY (pcs/CTN)
G45ZD 2W	AC220-240V	2	180/190/200	E27	A45xB72	200




Code	Voltage	Power (W)	Base	Size (mm)	Packing QTY (pcs/CTN)
G45ZD 2W-B	AC220-240V	2	E27	A45xB72	200
G45ZD 2W-R	AC220-240V	2	E27	A45xB72	200
G45ZD 2W-Y	AC220-240V	2	E27	A45xB72	200
G45ZD 2W-G	AC220-240V	2	E27	A45xB72	200
G45ZD 2W-O	AC220-240V	2	E27	A45xB72	200
G45ZD 2W-P	AC220-240V	2	E27	A45xB72	200



MOSQUITO-REPELLING BULB



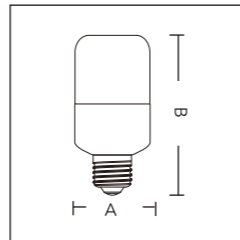
Code	Voltage	Power (W)	Lumen(lm)	Base	Size (mm)	Packing QTY (pcs/CTN)
FSLQWA601 9W	AC100-265V	9	800 (2100K)	E27/B22	A60xB115	100
FSLQWA601 13W	AC100-265V	13	1100 (2100K)	E27/B22	A60xB115	100
FSLQWT701 15W	AC100-265V	15	1500 (2100K)	E27/B22	A70xB128	100
FSLQWA602 9W	AC220-240V	9	800 (2100K)	E27/B22	A60xB115	100
FSLQWA603 9W	AC220-240V	9	800 (2100K/6500K)	E27/B22	A60xB115	100




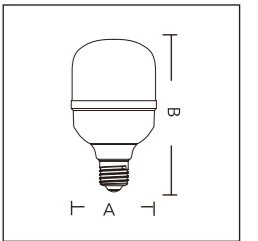
LED CYLINDRICAL BULB



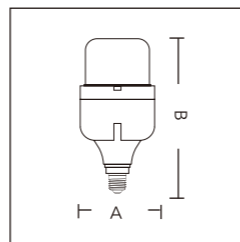
Code	Voltage	Power (W)	Lumen(lm) 3000/4000/6500K	Base	Size (mm)	Packing QTY (pcs/CTN)
FSLT131 4W	AC100-240V	4	330/340/360	E27	A40x90	100
FSLT131 10W	AC100-240V	10	810/830/850	E27	A50x110	100
FSLT131 18W	AC100-240V	18	1400/1450/1500	E27	A60x130	50
FSLT131 25W	AC100-240V	25	2100/2150/2200	E27	A80x162	50
FSLT131 40W	AC100-240V	40	3040/3120/3200	E27	A100x195	20
FSLT131 50W	AC100-240V	50	3990/4090/4200	E27	A130x238	20



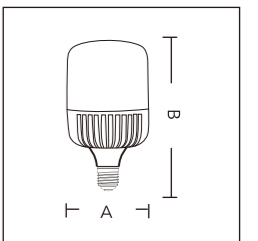
Code	Voltage	Power (W)	Lumen(lm) 3000/4000/6500K	Base	Beam Angle	Size (mm)	Packing QTY (pcs/CTN)
FSLT130 5W	AC220V-240V	5	400/420/440	E27	160°	A50xB94	100
FSLT130 10W	AC220V-240V	10	800/820/840	E27	160°	A60xB117	50
FSLT130 16W	AC220V-240V	16	1100/1130/1150	E27	160°	A70xB128	50
FSLT130 20W	AC220V-240V	20	1300/1340/1360	E27	160°	A80xB142	50
FSLT130 25W	AC220V-240V	25	1800/1850/1900	E27	210°	A100xB172	20
FSLT130 32W	AC220V-240V	32	2400/2500/2600	E27	180°	A100xB172	20
FSLT130 42W	AC220V-240V	42	3200/3350/3500	E27	180°	A120xB205	20



Code	Voltage	Power (W)	Lumen(lm) 3000/4000/6500K	Base	Beam Angle	Size (mm)	Packing QTY (pcs/CTN)
FST111 35W	AC90-265V	35	2700/2800/3000	E27/E40	140°	A110xB230	20
FST111 45W	AC90-265V	45	3200/3300/3500	E27/E40	140°	A110xB230	20
FST111 60W	AC90-265V	60	4500/4600/5000	E27/E40	140°	A110xB230	20
FST111 80W	AC90-265V	80	6500/6600/6700	E27/E40	140°	A110xB230	20
FST111 S	/	/	/	/	60°	A319xB167	5
FST111 W	/	/	/	/	60°	A319xB167	5



Code	Voltage	Power (W)	Lumen(lm) 3000/4000/6500K	Base	Size (mm)	Packing QTY (pcs/CTN)
FSLT127 24W	AC220-240V	24	2000/2050/2100	E27	A80xB150	60
FSLT127 35W	AC220-240V	35	2800/2900/3000	E27	A100xB180	40
FSLT127 45W	AC220-240V	45	3800/3900/4000	E27	A120xB210	20
FSLT127 55W	AC220-240V	55	4200/4400/4600	E27	A120xB220	20
FSLT127 75W	AC220-240V	75	6000/6200/6400	E40	A135xB255	12
FSLT127 98W	AC220-240V	98	7700/7900/8100	E40	A150xB265	8



LED CANDLE BULB



Features:


- *Incandescent-like color;
- *High energy efficiency and long life;
- *Perfect quality, advanced optics and reduced glare;
- *Mercury free, in compliance with material restriction.

Applications:

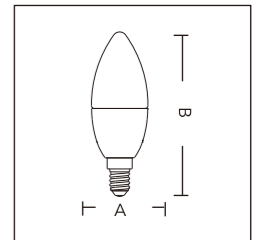
Ideal for general ambient lighting in offices, conference rooms, restaurants, hotels and homes.



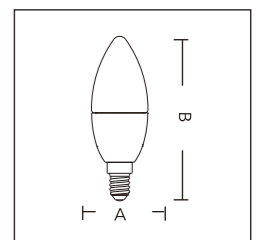
Code	Voltage	Power (W)	Lumen(lm) 3000/4000/6500K	Color	Base	Size (mm)	Packing QTY (pcs/CTN)
C35CX1 3W	AC220-240V	3	200/220/240	White	E14	A35xB100	200
C35CX2 3W	AC220-240V	3	200/220/240	Silver	E14	A35xB100	200
C35CX3 3W	AC220-240V	3	200/220/240	Golden	E14	A35xB100	200
BT35CX1 3W	AC220-240V	3	200/220/240	White	E14	A35xB125	200
BT35CX2 3W	AC220-240V	3	200/220/240	Silver	E14	A35xB125	200
BT35CX3 3W	AC220-240V	3	200/220/240	Golden	E14	A35xB125	200




Code	Voltage	Power (W)	Lumen(lm) 3000/4000/6500K	Color	Base	Size (mm)	Packing QTY (pcs/CTN)
FSLJ09C-3W	AC220-240V	3	230/240/250	White	E27/E14	A37xB100/101	200
FSLJ09C-4W	AC220-240V	4	310/320/350	White	E27/E14	A37xB100/101	200
FSLJ09C-5.5W	AC220-240V	5.5	450/460/470	White	E27/E14	A37xB100/101	200
FSLJ09B-3W	AC220-240V	3	230/240/250	White	E27/E14	A37xB122/124	200
FSLJ09B-4W	AC220-240V	4	310/320/350	White	E27/E14	A37xB122/124	200
FSLJ09B-5.5W	AC220-240V	5.5	450/460/470	White	E27/E14	A37xB122/124	200



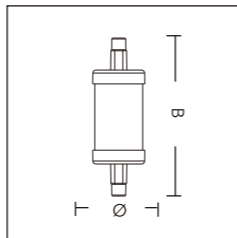
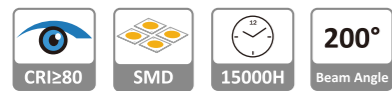
Code	Voltage	Power (W)	Lumen(lm) 3000/4000/6500K	Color	Base	Size (mm)	Packing QTY (pcs/CTN)
C38CL03 4W	AC90-265V	4	350/360/380	White	E14	A38xB108	200
C38CL03 5W	AC90-265V	5	470/480/500	White	E14	A38xB108	200
BT38CL03 4W	AC90-265V	4	350/360/380	White	E14	A38xB126	200
BT38CL03 5W	AC90-265V	5	470/480/500	White	E14	A38xB126	200





Code	Voltage	Power (W)	Lumen(lm) 3000/4000/6500K	Color	Base	Size (mm)	Packing QTY (pcs/CTN)
FSLC08D 5.5W	AC180-265V	5.5	470/470/470	White	E14	A38xB109	200

LED R7S



Code	Voltage	Power (W)	Lumen(lm) 3000/4000/6500K	Base	Size (mm)	Packing QTY (pcs/CTN)
R7SA 4.5W	AC220-240V	4.5	470/470/470	R7S	Ø25xB78	200
R7SA 5.5W	AC220-240V	5.5	600/600/600	R7S	Ø25xB78	200
R7SA 8.5W	AC220-240V	8.5	1055/1055/1055	R7S	Ø25xB118	200
R7SA 9.5W	AC220-240V	9.5	1160/1160/1160	R7S	Ø25xB118	200

LED G4/G9



Features:

- *Energy saving and long life;
- *Perfect quality, advanced optics and reduced glare;
- *Mercury free, in compliance with material restriction requirements of RoHS.

Applications:

Ideal for table lamp.



Code	Voltage	Power (W)	Lumen(lm) 3000/4000/6500K	Base	Size (mm)	Packing QTY (pcs/CTN)
FSLG417 1W	AC/DC12V	1	100/105/110	G4	39x12x10	1000
FSLG417 1.5W	AC/DC12V	1.5	120/125/130	G4	39x12x10	1000
FSLG917 2W	AC220-240V	2	180/185/190	G9	48x16x12	1000
FSLG917 2.2W	AC220-240V	2.2	230/235/240	G9	48x16x12	1000

LED SPOTLIGHT



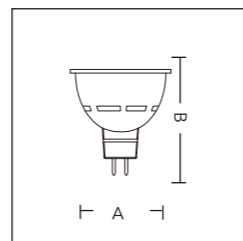
Features:

- *Plastic coated aluminium and halogen-like color;
- *High energy efficiency and long life;
- *Mercury free, in compliance with material restriction ;
- *Requirements of RoHS.

Applications:

Ideal for general ambient lighting in offices, conference rooms, shopping malls, exhibition pavilions, super markets, hotels and homes.


LED MR16



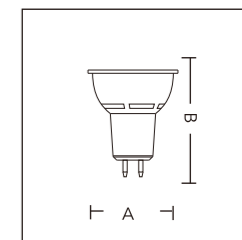
Code	Voltage	Power (W)	Lumen(lm) 3000/4000/6500K	Size (mm)	Packing QTY (pcs/CTN)
MR16H 5W	AC/DC12V	5	400/410/420	A50xB52	200
MR16H 6W	AC/DC12V	6	500/510/520	A50xB52	200



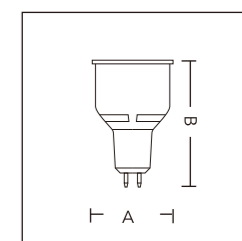
Code	Voltage	Power (W)	Lumen(lm) 3000/4000/6500K	Beam Angle	Size (mm)	Packing QTY (pcs/CTN)
AC/DC12V						
MR16F 5W	AC/DC12V	5	400/410/420	38°/60°	A50xB52	200
MR16F 6W	AC/DC12V	6	500/510/520	38°/60°	A50xB52	200
MR16A 5W	AC/DC12V	5	360/370/380	24°	A50xB52	200
MR16G 6W	AC/DC12V	6	500/500/500	38°	A50xB52	200
AC90-265V						
MR16E 5W	AC90-265V	5	400/410/420	38°	A50xB52	200
MR16E 6W	AC90-265V	6	500/510/520	38°	A50xB52	200
MR16E 7W	AC90-265V	7	600/610/620	38°	A50xB52	200
MR16A2 5W	AC90-265V	5	320/320/320	12°	A50xB52	200
MR16A3 5W	AC90-265V	5	350/360/370	24°	A50xB52	200
AC220-240V						
MR16B 5W	AC220-240V	5	400/410/420	38°	A50xB52	200
MR16B 6W	AC220-240V	6	500/510/520	38°	A50xB52	200
MR16B 7W	AC220-240V	7	600/610/620	38°	A50xB52	200



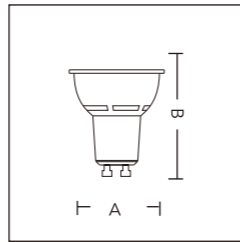
Code	Voltage	Power (W)	Lumen(lm) 3000/4000/6500K	Size (mm)	Packing QTY (pcs/CTN)
MR16B3-D 5.5W	AC220-240V	5.5	400/400/400	A50xB58	200
MR16B3-D 6.5W	AC220-240V	6.5	500/500/500	A50xB58	200



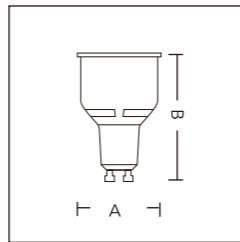
Code	Voltage	Power (W)	Lumen(lm) 3000/4000/6500K	Size (mm)	Dimmable	Packing QTY (pcs/CTN)
NON DIMMABLE						
MR16K 7W	AC90-265V	7	600/630/650	A50xB76	N	100
MR16K 9W	AC90-265V	9	700/720/750	A50xB76	N	100
DIMMABLE						
MR16K-D 7W	AC230V	7	600/630/650	A50xB76	Y	100
MR16K-D 9W	AC230V	9	700/720/750	A50xB76	Y	100



LED GU10



Code	Voltage	Power (W)	Lumen(lm) 3000/4000/6500K	Size (mm)	Packing QTY (pcs/CTN)
GU10A 3W	AC220-240V	3	250/260/270	A50xB56	200
GU10A 4W	AC220-240V	4	320/330/340	A50xB56	200
GU10A 5W	AC220-240V	5	400/410/420	A50xB56	200
GU10A 6W	AC220-240V	6	520/530/540	A50xB56	200



Code	Voltage	Power (W)	Lumen(lm) 3000/4000/6500K	Size (mm)	Dimmable	Packing QTY (pcs/CTN)
NON DIMMABLE						
GU10F 7W	AC90-265V	7	600/630/650	A50xB74	N	100
GU10F 9W	AC90-265V	9	700/720/750	A50xB74	N	100
DIMMABLE						
GU10F-D 7W	AC230V	7	600/630/650	A50xB74	Y	100
GU10F-D 9W	AC230V	9	700/720/750	A50xB74	Y	100

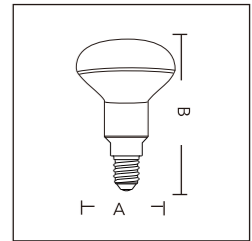


Code	Voltage	Power (W)	Lumen(lm) 3000/4000/6500K	Beam angle	Size (mm)	Life (hrs)	Dimmable	Packing QTY (pcs/CTN)
Non Dimmable								
GU10C 3W	AC220-240V	3	250/260/270	38°	A50xB56	15000	N	200
GU10C 5W	AC90-265V	5	400/410/420	38°	A50xB56	25000	N	200
GU10C 6W	AC90-265V	5	500/510/520	38°	A50xB56	25000	N	200
GU10C 7W	AC90-265V	7	600/610/620	38°	A50xB56	25000	N	200
GU10E 5W	AC220-240V	5	400/410/420	38°	A50xB56	25000	N	200
GU10E 6W	AC220-240V	5	500/510/520	38°	A50xB56	25000	N	200
GU10E 7W	AC220-240V	7	600/610/620	38°	A50xB56	25000	N	200
Non Dimmable								
GU10B 5W	AC90-265V	5	300/310/320	12°	A50xB56	25000	N	200
GU10B 6W	AC90-265V	6	420/430/440	12°	A50xB56	25000	N	200
Dimmable								
GU10E3-D 5.5W	AC220-240V	5.5	400/400/400	38°	A50xB56	25000	Y	200
GU10E3-D 6.5W	AC220-240V	6.5	500/500/500	38°	A50xB56	25000	Y	200

LED REFLECTOR BULB



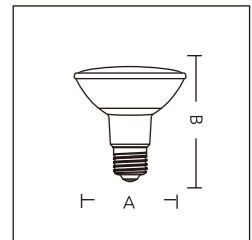
Code	Voltage	Power (W)	Lumen(lm) 3000/4000/6500K	Base	Size (mm)	Packing QTY (pcs/CTN)
Non dimmable						
R50X 6W	AC240V	6	470/480/490	E14	A50xB86	200
R63X 8W	AC240V	8	600/610/620	E27	A63xB100	100
R80X 11W	AC240V	11	806/820/840	E27	A80xB113	100



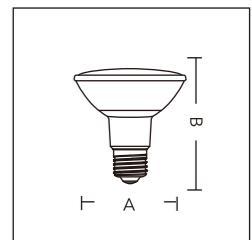
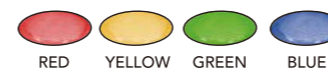
LED PAR LAMP



Code	Voltage	Power (W)	Lumen(lm) 3000/4000/6500K	Base	Size (mm)	Packing QTY (pcs/CTN)
PAR16A	AC90-265V	5	360/380/400	E27	A50xB56	200



Code	Voltage	Power (W)	Lumen(lm) 3000/4000/6500K	Base	Size (mm)	Packing QTY (pcs/CTN)
AC180-265V						
PAR20A	AC180-265V	7	500/525/550	E27	A63xB79	50
PAR30A-S	AC180-265V	13	1000/1050/1100	E27	A95xB93	20
PAR30A-L	AC180-265V	13	1000/1050/1100	E27	A95xB119	20
PAR38A	AC180-265V	18	1400/1450/1500	E27	A122xB134	20
Colour						
PAR20A1	AC180-265V	7	/	E27	A63xB79	50
PAR30A1-S	AC180-265V	13	/	E27	A95xB93	20
PAR30A1-L	AC180-265V	13	/	E27	A95xB119	20
PAR38A1	AC180-265V	18	/	E27	A122xB134	20



LED TUBE&BATTEN



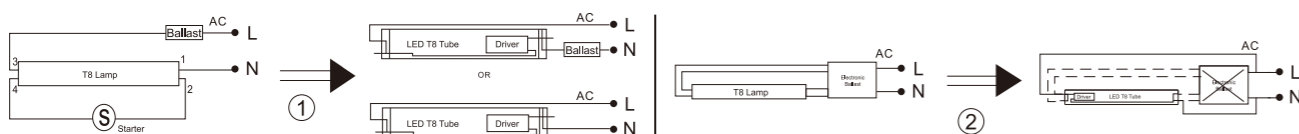
Features:

- *Glass tube mainbody;
- *High energy efficiency and long life;
- *Replacement for fluorescent tube;
- *Mercury free, in compliance with material restriction ;
- *Requirements of RoHS.

Applications:

Ideal for general ambient lighting in offices, conference rooms, shopping malls, exhibition pavilions, super markets, hotels and homes.

HOW TO REPLACE THE FLUORESCENT LAMP INTO LED TUBE(DOUBLE END)



CONNECTION METHOD:



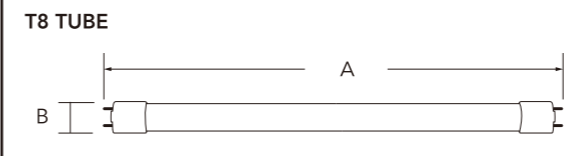
LED T8 TUBE



Code	Voltage	Power (W)	Lumen(lm) 3000/4000/6500K	Base	Size (mm)	Packing QTY (pcs/CTN)
FSLT811 9W	AC180-265V	9	650/700/750	G13	A602×B28	25
FSLT812 9W	AC180-265V	9	700/750/800	G13	A602×B28	25
FSLT812 10W	AC180-265V	10	750/800/900	G13	A602×B28	25
FSLT811 18W	AC180-265V	18	1450/1500/1600	G13	A1212×B28	25
FSLT812 18W	AC180-265V	18	1600/1700/1800	G13	A1212×B28	25
FSLT812 20W	AC180-265V	20	1700/1800/2000	G13	A1212×B28	25
FSLT812 22W	AC180-265V	22	1800/1900/2000	G13	A1212×B28	25
FSLT824 22W	AC180-265V	22	2000/2100/2200	G13	A1212×B28	25
FSLT812 26W	AC180-265V	26	2000/2100/2300	G13	A1212×B28	25
FSLT812 30W	AC180-265V	30	2500/2700/2800	G13	A1212×B28	25



Code	Voltage	Power (W)	Lumen(lm) 3000/4000/6500K	Base	Size (mm)	Packing QTY (pcs/CTN)
FSLT822 9W	AC90-265V	9	650/700/750	G13	A602×B28	25
FSLT822 18W	AC90-265V	18	1450/1500/1600	G13	A1212×B28	25
FSLT822 22W	AC90-265V	22	1800/2000/2000	G13	A1212×B28	25

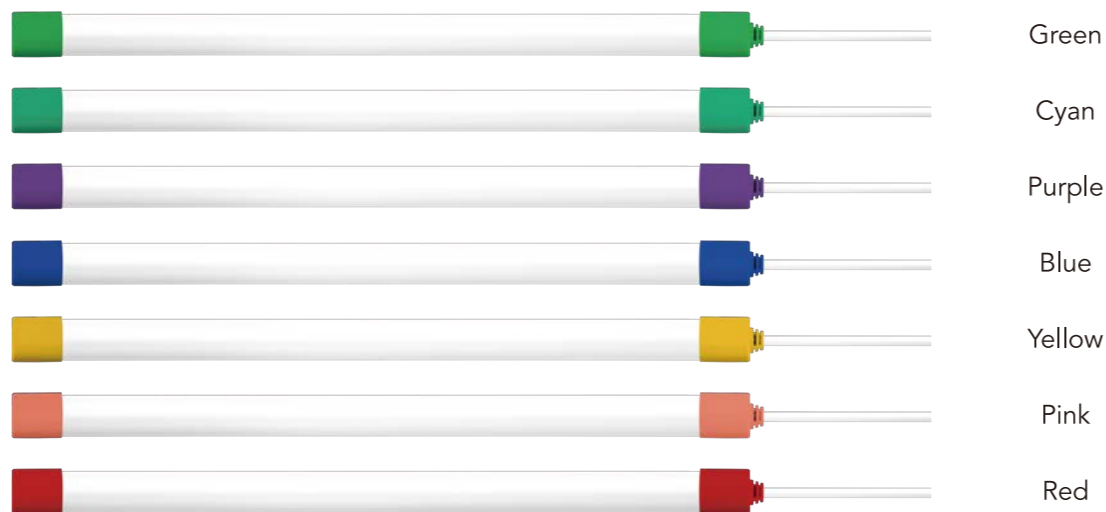


LED T8 TUBE




Code	Voltage	Power (W)	Lumen(lm) 3000/4000/6500K	Base	Size (mm)	Packing QTY (pcs/CTN)
FSLT8C06-9	AC180-265V	9	650/700/750	G13	A602xB28	20
FSLT8C06-10	AC180-265V	10	800/850/900	G13	A602xB28	20
FSLT8C09-14	AC180-265V	14	1100/1120/1200	G13	A906xB28	20
FSLT8C12-18	AC180-265V	18	1450/1500/1600	G13	A1212xB28	20
FSLT8C12-20	AC180-265V	20	1600/1680/1800	G13	A1212xB28	20
FSLT8C12-22	AC180-265V	22	1750/1850/2000	G13	A1212xB28	20
FSLT8C15-22	AC180-265V	22	1750/1850/2000	G13	A1512xB28	20
FSLT8C15-24	AC180-265V	24	2000/2100/2200	G13	A1512xB28	20

LED T8 COLOUR TUBE



Code	Voltage	Power (W)	Colour	Base	IP	Size (mm)	Packing QTY (pcs/CTN)
FSLT800 9W	AC180-264V	9	/	G13	IP65	A602xB28	30
FSLT800 18W	AC180-264V	18	/	G13	IP65	A1200xB28	30



LED T8 FITTING



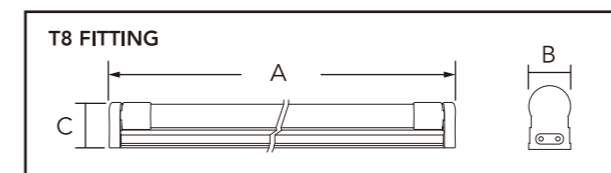
Code	Voltage	Power (W)	Lumen(lm) 3000/4000/6500K	Base	Size (mm)	Packing QTY (pcs/CTN)
T8H06 9W	AC90-265V	9	700/750/800	G13	A590xB30xC45	20
T8H12 18W	AC90-265V	18	1350/1400/1500	G13	A1200xB30xC45	20



Code	Voltage	Power (W)	Lumen(lm) 3000/4000/6500K	Base	Size (mm)	Packing QTY (pcs/CTN)
T8M06 9W	AC90-265V	9	650/700/750	G13	A610xB30xC50	20
T8M12 18W	AC90-265V	18	1450/1500/1600	G13	A1220xB30xC50	20
T8M12 22W	AC90-265V	22	1800/2000/2000	G13	A1220xB30xC50	20



Code	Voltage	Power (W)	Lumen(lm) 3000/4000/6500K	Base	Size (mm)	Packing QTY (pcs/CTN)
T8V06 9W	AC180-265V	9	700/750/800	G13	A610xB30xC50	20
T8V12 18W	AC180-265V	18	1600/1700/1800	G13	A1220xB30xC50	20
T8V12 22W	AC180-265V	22	1750/1850/2000	G13	A1220xB30xC50	20




LED T5 TUBE



Code	Voltage	Power (W)	Lumen(lm) 3000/4000/6500K	Base	Size (mm)	Packing QTY (pcs/CTN)
T5A 4W 03	AC90-265V	4	300/330/380	G5	A308×B21	20
T5A 8W 06	AC90-265V	8	650/700/750	G5	A570×B21	20
T5A 12W 09	AC90-265V	12	950/1000/1100	G5	A870×B21	20
T5A 16W 12	AC90-265V	16	1400/1500/1600	G5	A1170×B21	20



Code	Voltage	Power (W)	Lumen(lm) 3000/4000/6500K	Base	Size (mm)	Packing QTY (pcs/CTN)
FSLT519-8W	AC220-240V	8	800/880/880	G5	A562×B18	20
FSLT519-12W	AC220-240V	12	1200/1320/1320	G5	A862×B18	20
FSLT519-16W	AC220-240V	16	1600/1760/1760	G5	A1162×B18	20



LED T5 FITTING



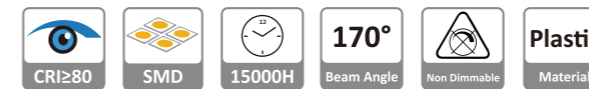
Code	Voltage	Power (W)	Lumen(lm) 3000/4000/6500K	Base	Size (mm)	Packing QTY (pcs/CTN)
FSF571 6W	AC180-265V	6	540/570/600	G5	A310×B22.5×C33.5	20
FSF571 10W	AC180-265V	10	950/1000/1050	G5	A571×B22.5×C33.5	20
FSF571 14W	AC180-265V	14	1350/1400/1500	G5	A871×B22.5×C33.5	20
FSF571 18W	AC180-265V	18	1800/1900/2000	G5	A1171×B22.5×C33.5	20



LED T5 FITTING



Code	Voltage	Power (W)	Lumen(lm) 3000/4000/6500K	Base	Size (mm)	Packing QTY (pcs/CTN)
FSF572 4W	AC180-265V	4	300/310/330	G5	A310×B22.5×C36.5	20
FSF572 8W	AC180-265V	8	650/700/750	G5	A571×B22.5×C36.5	20
FSF572 10W	AC180-265V	10	800/810/830	G5	A871×B22.5×C36.5	20
FSF572 14W	AC180-265V	14	1100/1200/1300	G5	A1171×B22.5×C36.5	20



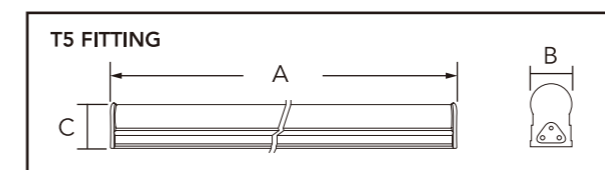
Code	Voltage	Power (W)	Lumen(lm) 3000/4000/6500K	Base	Size (mm)	Packing QTY (pcs/CTN)
FSF573-4W	AC180-265V	4	300/330/350	G5	A321×B24×C35.6	20
FSF573-8W	AC180-265V	8	630/650/700	G5	A582×B24×C35.6	20
FSF573-10W	AC180-265V	10	870/900/930	G5	A882×B24×C35.6	20
FSF573-16W	AC180-265V	16	1300/1330/1350	G5	A1182×B24×C35.6	20



Code	Voltage	Power (W)	Lumen(lm) 3000/4000/6500K	Base	Size (mm)	Packing QTY (pcs/CTN)
T5XLG0306	AC180-265V	6	400/420/450	G5	A309×B22.8×C38.5	20
T5XLG0610	AC180-265V	10	720/760/800	G5	A570×B22.8×C38.5	20
T5XLG0914	AC180-265V	14	1080/1150/1200	G5	A870×B22.8×C38.5	20
T5XLG1218	AC180-265V	18	1400/1450/1600	G5	A1170×B22.8×C38.5	20
T5XLG1222	AC180-265V	22	1650/1750/1850	G5	A1170×B22.8×C38.5	20




T5XLA 4W 03	AC90-265V	4	200/250/300	G5	A309×B22.8×C38.5	20
T5XLA 8W 06	AC90-265V	8	470/530/600	G5	A570×B22.8×C38.5	20
T5XLA 10W 09	AC90-265V	10	650/700/800	G5	A870×B22.8×C38.5	20
T5XLA 16W 12	AC90-265V	16	900/980/1100	G5	A1170×B22.8×C38.5	20



T8 PLANT GROWTH LIGHT




Code	Voltage	Power (W)	Lumen(lm)	Base	Size (mm)	Packing QTY (pcs/CTN)
FSLT813 12W	AC220-240V	12	650	G13	A1212×B28	25
FSLT814 12W	AC220-240V	12	1000	G13	A1212×B28	25
FSLT815 12W	AC220-240V	12	340	G13	A1212×B28	25
FSLT816 12W	AC220-240V	12	280	G13	A1212×B28	25
FSLT817 16W	AC220-240V	16	400	G13	A1212×B28	25



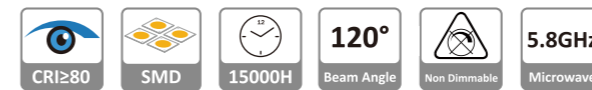
LED T8 MOTION SENSOR TUBE



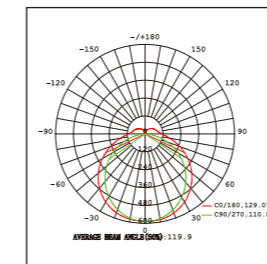
Code	Voltage	Power (W)	Lumen(lm) 3000/4000/6500K	Base	Size (mm)	Packing QTY (pcs/CTN)
FSLT820 9W	AC220-240V	9	730/810/900	G13	A603×B29	25
FSLT820 18W	AC220-240V	18	1700/1750/1800	G13	A1212×B29	25



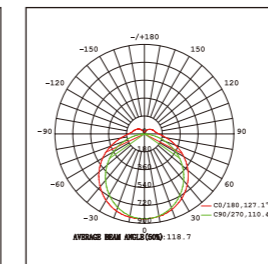
SENSOR REFRIGERATED STORAGE LAMP



Code	Voltage	Power (W)	Lumen(lm) 3000/4000/6500K	PF	IP	Operating temp	Size (mm)	Packing QTY (pcs/CTN)
FSB191-18W	AC90-265V	18	1800	0.5	IP65	-40°C - 40°C	665x48x35	20
FSB191-36W	AC90-265V	36	3600	0.5	IP65	-40°C - 40°C	1265x48x35	20



18W

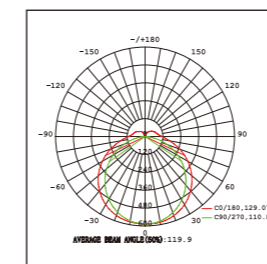


36W

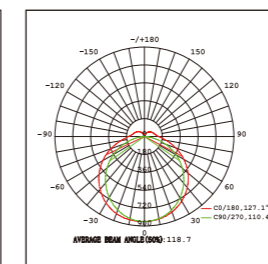
LED INTEGRATED FITTING



Code	Voltage	Power (W)	Lumen(lm) 3000/4000/6500K	PF	IP	Size (mm)	Packing QTY (pcs/CTN)
FSB185 24W	AC220-240V	24	1950/2080/2160	0.5	IP65	1265x48x35	20
FSB185 36W	AC220-240V	36	3050/3150/3240	0.9	IP65	1265x48x35	20



24W

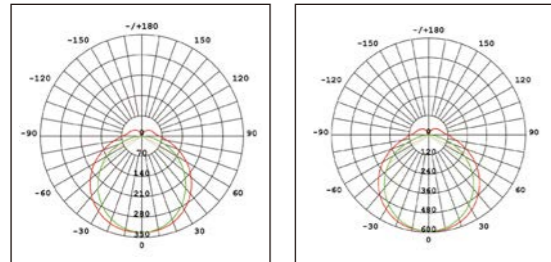


36W

LED INTEGRATED FITTING

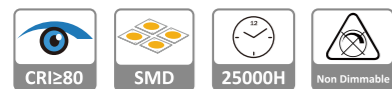



Code	Voltage	Power (W)	Lumen(lm) 3000/4000/6500K	PF	IP	Size (mm)	Packing QTY (pcs/CTN)
FSB187-12	AC220-240V	12	950/1000/1080	0.5	IP20	637x47x31	20
FSB187-24	AC220-240V	24	1950/2050/2160	0.5	IP20	1237x47x31	20
FSB187-36	AC220-240V	36	3240	0.9	IP20	1237x47x31	20



12W

24W



Code	Voltage	Power (W)	Lumen(lm) 3000/4000/6500K	IP	Colour	Beam Angle	Size (mm)	Packing QTY (pcs/CTN)
FSB145-18	AC180-260V	18	1570/1590/1620	IP20	Black/White	110°	1200x70x40	6
FSB145-24	AC180-260V	24	2060/2110/2160	IP20	Black/White	110°	1200x100x40	4
FSB145-32	AC180-260V	32	2850/2950/3050	IP20	Black/White	110°	1200x155x45	2
FSB145-40	AC180-260V	40	3600/3700/3800	IP20	Black/White	110°	1200x205x45	2



LED INTEGRATED FITTING



Code	Voltage	Power (W)	Lumen(lm) 3000/4000/6500K	IP	Color	Beam Angle	Size (mm)	Packing QTY (pcs/CTN)
FSB143S-18	AC180-260V	18	1250/1300/1350	IP20	Silver	120°	600x70x70	2
FSB143S-36	AC180-260V	36	2500/2600/2700	IP20	Silver	120°	1200x70x70	2
FSB143B-18	AC180-260V	18	1250/1300/1350	IP20	Black	120°	600x70x70	2
FSB143B-36	AC180-260V	36	2500/2600/2700	IP20	Black	120°	1200x70x70	2

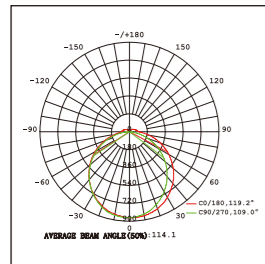


Code	Voltage	Power (W)	Lumen(lm) 3000/4000/6500K	IP	Color	Beam Angle	Size (mm)	Packing QTY (pcs/CTN)
FSB144-18	AC180V-265V	18	1250/1450/1350	IP20	Silver	110°	600x70x70	2
FSB144-36	AC180V-265V	36	2500/2700/2600	IP20	Silver	110°	1200x70x70	2

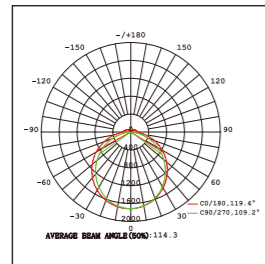
LED INTEGRATED FITTING



Code	Voltage	Power (W)	Lumen(lm) 3000/4000/6500K	IP	Size (mm)	Packing QTY (pcs/CTN)
FSB189-27	AC90-265V	27	2485/2565/2565	IP20	595x75x25	25
FSB189-54	AC90-265V	54	4985/5130/5130	IP20	1195x75x25	25



27W



54W



Code	Voltage	Power (W)	Lumen(lm) 3000/4000/6500K	IP	Size (mm)	Packing QTY (pcs/CTN)
FSB183 18W	AC90-265V	18	1300/1350/1440	IP20	600x75x25	30
FSB183 36W	AC90-265V	36	2450/2520/2625	IP20	1200x75x25	30
FSB183 45W	AC90-265V	45	3150/3250/3375	IP20	1500x75x25	30



LED FITTING



Code	Base	Size (mm)	Packing QTY (pcs/CTN)
T8B153-106	G13	733x115x45	12
T8B153-112	G13	1343x115x45	12
T8B153-206	G13	733x165x55	6
T8B153-212	G13	1343x165x55	6



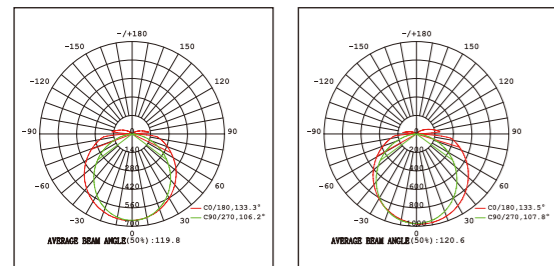
Code	Base	Size (mm)	Packing QTY (pcs/CTN)
T8B154-106	G13	733x115x45	12
T8B154-112	G13	1343x115x45	12
T8B154-206	G13	733x165x55	6
T8B154-212	G13	1343x165x55	6



LED TRI-PROOF FIXTURE



Code	Voltage	Power (W)	Lumen(lm) 3000/4000/6500K	PF	IP	Size (mm)	Packing QTY (pcs/CTN)
FSB204-24W	AC220-240V	24	2040/2112/2160	0.9	IP65	75x66x580	8
FSB204-36W	AC220-240V	36	3060/3168/3240	0.9	IP65	75x66x1140	8
FSB204-48W	AC220-240V	48	4080/4224/4320	0.9	IP65	75x66x1480	8



24W

36W



LED T8 TRI-PROOF FIXTURE



Code	Base	Size (mm)	IP	Packing QTY (pcs/CTN)
T825-106	G13	649x61x74	IP65	12
T825-112	G13	1259x61x74	IP65	12
T825-115	G13	1559x61x74	IP65	12
T825-206	G13	649x98x76	IP65	8
T825-212	G13	1259x98x76	IP65	8
T825-215	G13	1559x98x76	IP65	8



LED T8 TRI-PROOF FIXTURE



Code	Base	Size (mm)	IP	Packing QTY (pcs/CTN)
T824-106	G13	668x62x58	IP65	12
T824-112	G13	1272x62x58	IP65	12
T824-115	G13	1572x62x58	IP65	12
T824-206	G13	668x100x55	IP65	8
T824-212	G13	1272x100x55	IP65	8
T824-215	G13	1572x100x55	IP65	8



Code	Base	Size (mm)	IP	Packing QTY (pcs/CTN)
T823-106	G13	668x62x58	IP65	12
T823-112	G13	1272x62x58	IP65	12
T823-115	G13	1572x62x58	IP65	12
T823-206	G13	668x100x55	IP65	8
T823-212	G13	1272x100x55	IP65	8
T823-215	G13	1572x100x55	IP65	8



LED T8 FIXTURE



Code	Base	Size (mm)	Packing QTY (pcs/CTN)
FSBH-106	G13	620x55x80	12
FSBH-206	G13	620x100x77	12
FSBH-112	G13	1230x55x80	12
FSBH-212	G13	1230x100x77	12
FSBH-115	G13	1530x55x80	12
FSBH-215	G13	1530x100x77	12




Code	Base	Size (mm)	Packing QTY (pcs/CTN)
T8BD-106	G13	620x135x80	9
T8BD-112	G13	1230x135x80	9
T8BD-115	G13	1530x135x80	9
T8BD-206	G13	620x145x77	9
T8BD-212	G13	1230x145x77	9
T8BD-215	G13	1530x145x77	9




LED T8 FIXTURE



Code	Base	Size (mm)	Packing QTY (pcs/CTN)
T8A-106	G13	608x33x50	40
T8A-206	G13	608x75x50	30
T8A-112	G13	1220x33x50	40
T8A-212	G13	1220x75x50	30
T8A-115	G13	1520x33x50	16
T8A-215	G13	1520x75x50	16



Code	Base	Size (mm)	Packing QTY (pcs/CTN)
T8M-106	G13	608x125x50	20
T8M-206	G13	608x125x50	15
T8M-112	G13	1220x125x50	20
T8M-212	G13	1220x125x50	15



LED OFFICE LIGHTING



LED PANEL LAMP (BACKLIT)



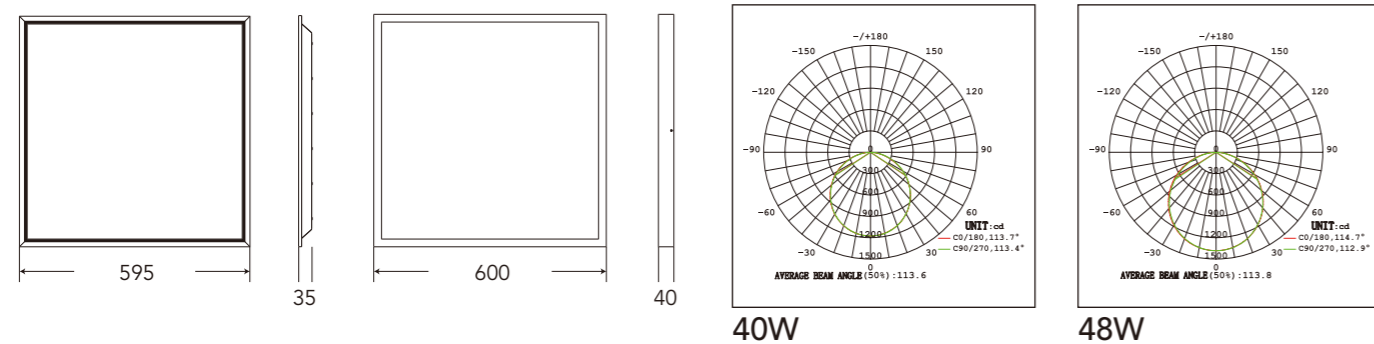
Recessed mounting
FSP30660-40



Surface mounting
FSP31660-40

Code	Voltage	Power (W)	Lumen(lm) 3000/4000/6500K	CRI	Beam Angle	Size (mm)	Cut-out (mm)	Lifetime (hrs)	Packing QTY (pcs/CTN)
FSP30660-40	AC220-240V	40	3240/3420/3600	≥80	110°	595x595x35	585x585	25000	6
FSP30660-48	AC220-240V	48	3960/4140/4320	≥80	110°	595x595x35	585x585	25000	6
FSP31660-40	AC220-240V	40	3240/3420/3600	≥80	110°	600x600x40	/	25000	4
FSP31660-48	AC220-240V	48	3960/4140/4320	≥80	110°	600x600x40	/	25000	4

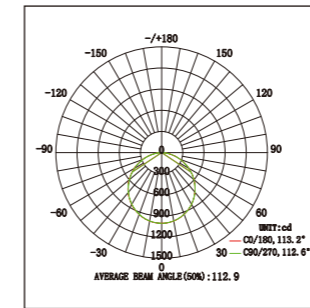
Dimension (mm)



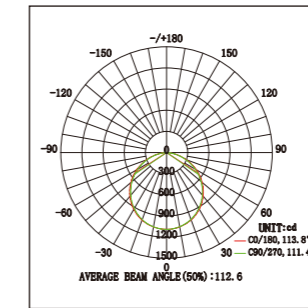
LED PANEL LAMP




Code	Voltage	Power (W)	Lumen(lm) 3000/4000/6500K	Size (mm)	Cut-out (mm)	Packing QTY (pcs/CTN)
FSP26660-40	AC180-265V	40	3000/3100/3200	595x595x9	585x585	6
FSP26660-48	AC180-265V	48	3600/3700/3800	595*595x9	585x585	6
FSP26312-40	AC180-265V	40	3000/3100/3200	295x1195x9	285x1185	6
FSP26312-48	AC180-265V	48	3600/3700/3800	295x1195x9	285x1185	6
FSP26612-80	AC180-265V	80	6200/6300/6400	595x1195x9	585x1185	2



40W




48W



FSP26330

FSP26360

FSP26312



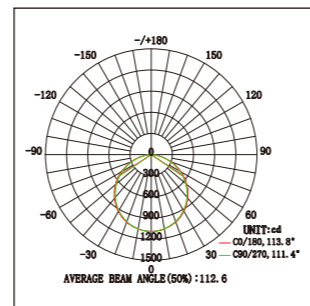
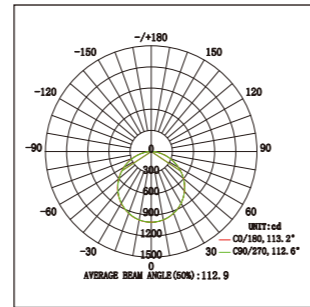
FSP26660

FSP26612

LED PANEL LAMP



Code	Voltage	Power (W)	Lumen(lm) 3000/4000/6500K	Size (mm)	Cut-out (mm)	Packing QTY (pcs/CTN)
AC180-265V						
FSP28330-12	AC180-265V	12	700/800/900	295x295x11.5	285x285	10
FSP28360-18	AC180-265V	18	1150/1250/1350	295x595x11.5	285x585	10
FSP28660-40	AC180-265V	40	3000/3100/3200	595x595x11.5	585x585	6
FSP28660-48	AC180-265V	48	3600/3700/3800	595*595x11.5	585x585	6
FSP28312-40	AC180-265V	40	3000/3100/3200	295x1195x11.5	285x1185	6
FSP28312-48	AC180-265V	48	3600/3700/3800	295x1195x11.5	285x1185	6
FSP28612-80	AC180-265V	80	6200/6300/6400	595x1195x11.5	585x1185	2
AC90-265V						
FSP29330-12	AC90-265V	12	700/800/900	295x295x11.5	285x285	10
FSP29360-18	AC90-265V	18	1150/1250/1350	295x595x11.5	285x585	10
FSP29660-40	AC90-265V	40	3000/3100/3200	595x595x11.5	585x585	6
FSP29660-48	AC90-265V	48	3600/3700/3800	595*595x11.5	585x585	6
FSP29312-40	AC90-265V	40	3000/3100/3200	295x1195x11.5	285x1185	6
FSP29312-48	AC90-265V	48	3600/3700/3800	295x1195x11.5	285x1185	6
FSP29612-80	AC90-265V	80	6200/6300/6400	595x1195x11.5	585x1185	2



OPTIONAL INSTALLATION ACCESSORIES



FSP30/FSP31



FSP30/FSP31




FSP26/FSP27/FSP28/FSP29




FSP26/FSP27/FSP28/FSP29

SURFACE MOUNTED ACCESSORIES FOR PANEL LIGHT



FSP08312



FSP08660

LED DOWNLIGHT



Features:

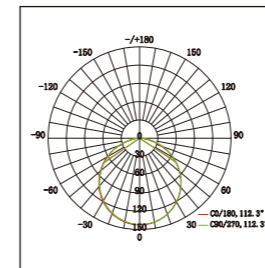
- * With high quality SMD chips;
- * Constant current driver, excellent thermal management;
- * Energy saving and long-lasting.

Applications:

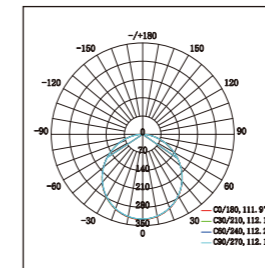
Ideal for illumination and decoration at home and public areas.



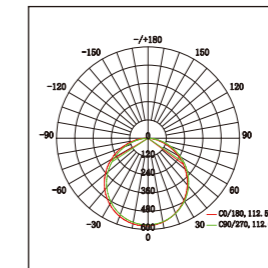
Code	Voltage	Power (W)	Lumen(lm) 3000/4000/6500K	Size (mm)	Cut-out (mm)	Packing QTY (pcs/CTN)
FSP814 6W	AC90-265V	6	330/360/390	Ø120xA11	Ø110	60
FSP814 9W	AC90-265V	9	585/612/675	Ø145xA11	Ø130	60
FSP814 12W	AC90-265V	12	816/864/960	Ø170xA11	Ø160	60
FSP814 15W	AC90-265V	15	1020/1080/1200	Ø190xA11	Ø180	30
FSP814 18W	AC90-265V	18	1296/1350/1530	Ø225xA11	Ø210	30
FSP814 24W	AC90-265V	24	1728/1848/2040	Ø300xA11	Ø285	15



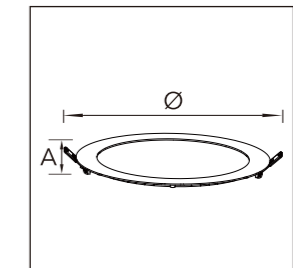
6W



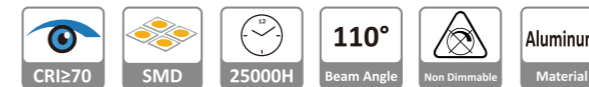
12W



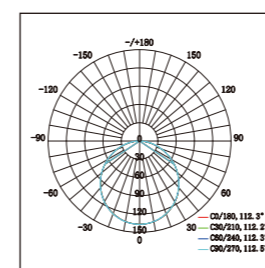
18W



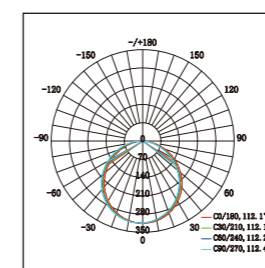
Recessed



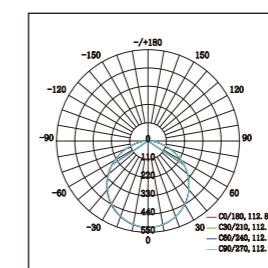
Code	Voltage	Power (W)	Lumen(lm) 3000/4000/6500K	Size (mm)	Cut-out (mm)	Packing QTY (pcs/CTN)
FSP815 6W	AC90-265V	6	330/360/390	A120xB120xC11	Ø110	60
FSP815 9W	AC90-265V	9	585/612/675	A145xB145xC11	Ø130	60
FSP815 12W	AC90-265V	12	816/864/960	A170xB170xC11	Ø160	60
FSP815 15W	AC90-265V	15	1020/1080/1200	A200xB200xC11	Ø180	30
FSP815 18W	AC90-265V	18	1296/1350/1530	A225xB225xC11	Ø210	30
FSP815 24W	AC90-265V	24	1728/1848/2040	A300xB300xC11	Ø285	15



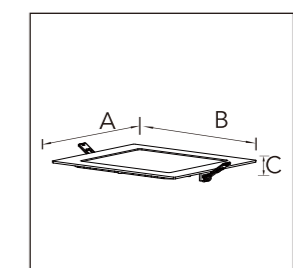
6W



12W



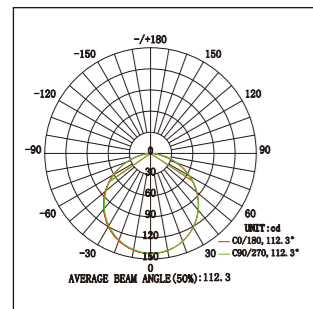
18W



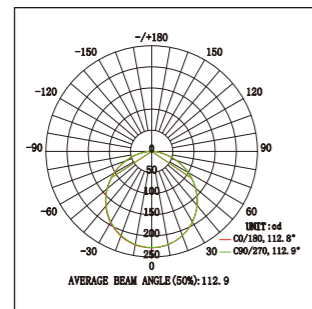
Recessed



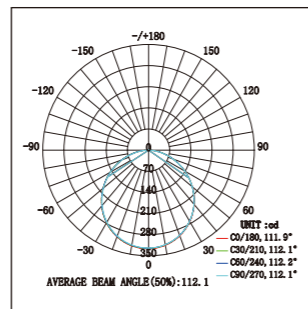
Code	Voltage	Power (W)	Lumen(lm) 3000/4000/6500K	Size (mm)	Cut-out (mm)	Packing QTY (pcs/CTN)
FSP3033R 3W	AC90-265V	3	130/140/150	Ø85x8	Ø75	40
FSP3033R 6W	AC90-265V	6	330/370/390	Ø119x8	Ø108	40
FSP3033R 9W	AC90-265V	9	500/555/585	Ø145x8	Ø135	40
FSP3033R 12W	AC90-265V	12	715/795/840	Ø170x8	Ø155	30
FSP3033R 15W	AC90-265V	15	955/1065/1125	Ø200x8	Ø175	30
FSP3033R 18W	AC90-265V	18	1225/1365/1440	Ø219x8	Ø205	30
FSP3033R 24W	AC90-265V	24	1735/1935/2040	Ø295x9	Ø285	15



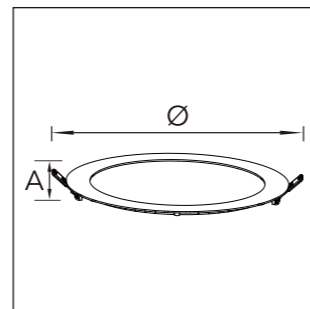
6W



9W



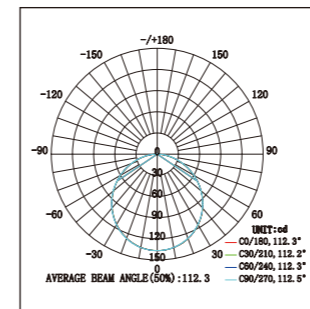
12W



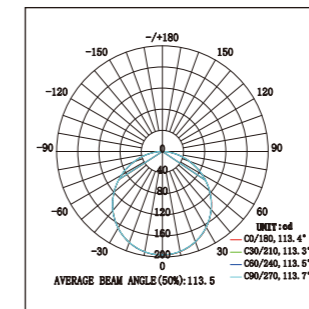
Recessed



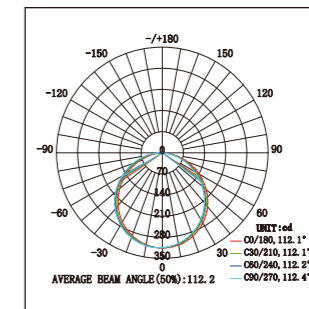
Code	Voltage	Power (W)	Lumen(lm) 3000/4000/6500K	Size (mm)	Cut-out (mm)	Packing QTY (pcs/CTN)
FSP3033S 3W	AC90-265V	3	130/140/150	90x90x8	75*75	40
FSP3033S 6W	AC90-265V	6	330/370/390	119x119x8	108*108	40
FSP3033S 9W	AC90-265V	9	500/555/585	145x145x8	135*135	40
FSP3033S 12W	AC90-265V	12	715/795/840	170x170x8	155*155	30
FSP3033S 15W	AC90-265V	15	955/1065/1125	200x200x8	175*175	30
FSP3033S 18W	AC90-265V	18	1225/1365/1440	219x219x8	205*205	30
FSP3033S 24W	AC90-265V	24	1735/1935/2040	295x295x9	285*285	15



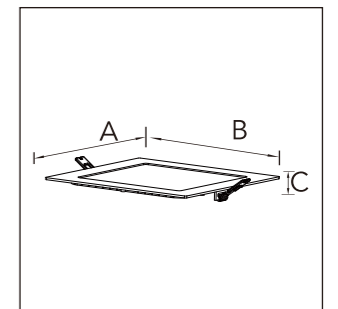
6W




9W



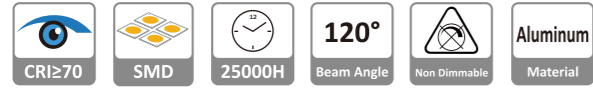
12W



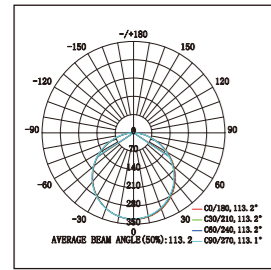
Recessed



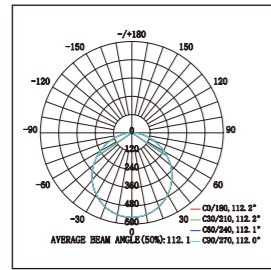
Surface mounted



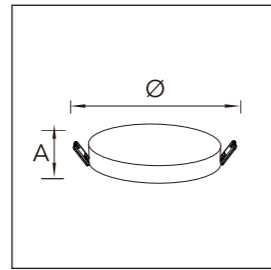
Code	Voltage	Power (W)	Lumen(lm) 3000/4000/6500K	Size (mm)	Cut-out (mm)	Packing QTY (pcs/CTN)
FSP828R 10W	AC90-265V	10	1000/1050/1100	Ø100xA16	50-70mm	100
FSP828R 15W	AC90-265V	15	1550/1600/1650	Ø120xA16	50-95mm	60
FSP828R 22W	AC90-265V	22	2200/2320/2420	Ø170xA18	50-140mm	40
FSP828R 32W	AC90-265V	32	3320/3420/3520	Ø220xA18	50-190mm	20




10W



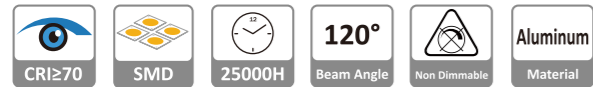
15W



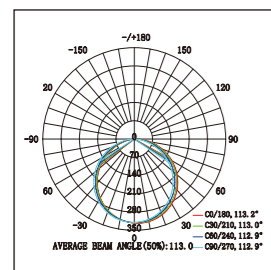
Recessed



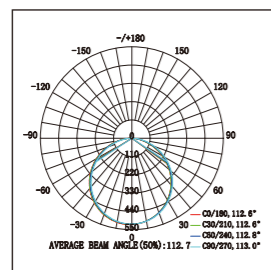
Surface mounted



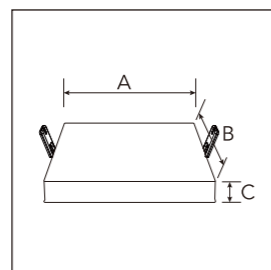
Code	Voltage	Power (W)	Lumen(lm) 3000/4000/6500K	Size (mm)	Cut-out (mm)	Packing QTY (pcs/CTN)
FSP828S 10W	AC90-265V	10	1000/1050/1100	A100xB100xC16	50-70mm	100
FSP828S 15W	AC90-265V	15	1550/1600/1650	A120xB120xC16	50-95mm	60
FSP828S 22W	AC90-265V	22	2200/2320/2420	A170xB170xC18	50-140mm	40
FSP828S 32W	AC90-265V	32	3320/3420/3520	A220xB220xC18	50-190mm	20



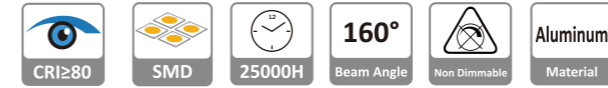
10W



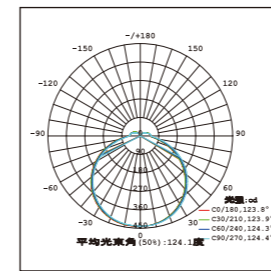
15W



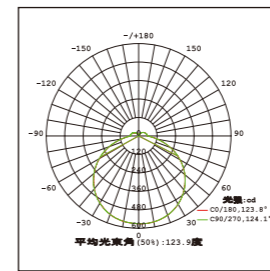
Recessed



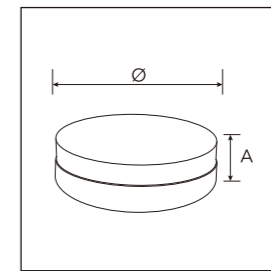
Code	Voltage	Power (W)	Lumen(lm) 3000/4000/6500K	Size (mm)	Packing QTY (pcs/CTN)
FSP830R 18W	AC90-265V	18	1500/1600/1700	Ø125xA40	60
FSP830R 24W	AC90-265V	24	2040/2140/2240	Ø175xA40	40
FSP830R 36W	AC90-265V	36	3200/3310/3420	Ø225xA40	20



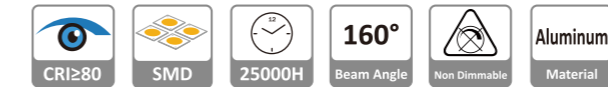
18W



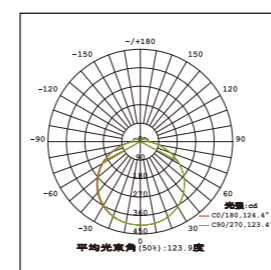
24W



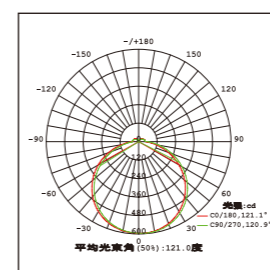
Surface mounted



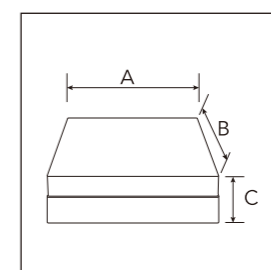
Code	Voltage	Power (W)	Lumen(lm) 3000/4000/6500K	Size (mm)	Packing QTY (pcs/CTN)
FSP830S 18W	AC90-265V	18	1500/1600/1700	A125xB125xC40	60
FSP830S 24W	AC90-265V	24	2040/2140/2240	A175xB175xC40	40
FSP830S 36W	AC90-265V	36	3200/3310/3420	A226xB226xC40	20



18W



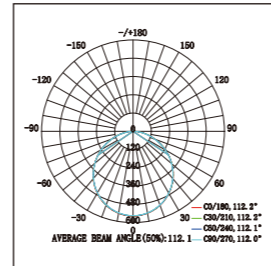
24W



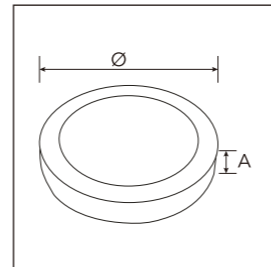
Surface mounted



Code	Voltage	Power (W)	Lumen(lm) 3000/4000/6500K	CRI	Size (mm)	Packing QTY (pcs/CTN)
FSP3032R 6W	AC90-265V	6	330/370/390	≥80	Ø110xA28	40
FSP3032R 12W	AC90-265V	12	715/795/840	≥80	Ø160xA28	30
FSP3032R 18W	AC90-265V	18	1225/1365/1440	≥80	Ø210xA28	20
FSP3032R 24W	AC90-265V	24	1735/1935/2040	≥80	Ø288xA28	15



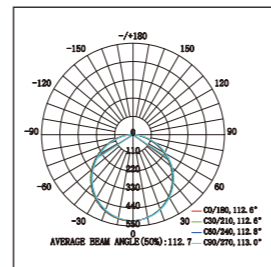
18W



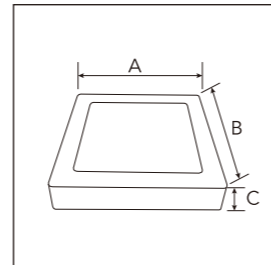
Surface mounted



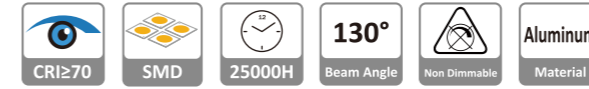
Code	Voltage	Power (W)	Lumen(lm) 3000/4000/6500K	CRI	Size (mm)	Packing QTY (pcs/CTN)
FSP3032S 6W	AC90-265V	6	330/370/390	≥80	A110xB110xC28	40
FSP3032S 12W	AC90-265V	12	715/795/840	≥80	A160xB160xC28	30
FSP3032S 18W	AC90-265V	18	1225/1365/1440	≥80	A210xB210xC28	20
FSP3032S 24W	AC90-265V	24	1735/1935/2040	≥80	A288xB288xC28	15



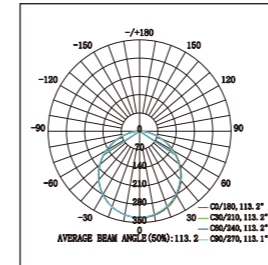
18W



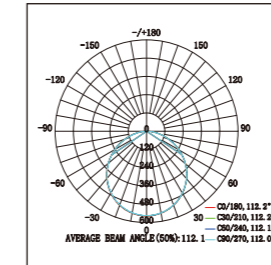
Surface mounted



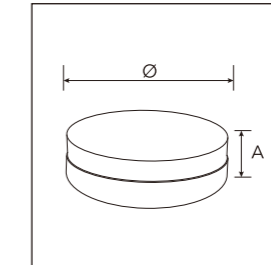
Code	Voltage	Power (W)	Lumen(lm) 3000/4000/6500K	Size (mm)	Packing QTY (pcs/CTN)
FSP507R 12W	AC90-265V	12	1030/1085/1140	Ø121xA57	30
FSP507R 18W	AC90-265V	18	1550/1630/1710	Ø181xA57	30
FSP507R 24W	AC90-265V	24	2040/2160/2280	Ø221xA57	30



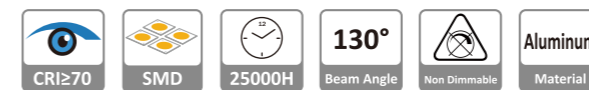
12W



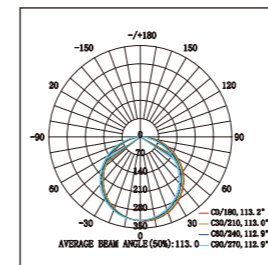
18W



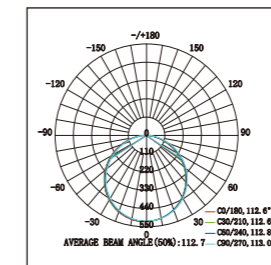
Surface mounted



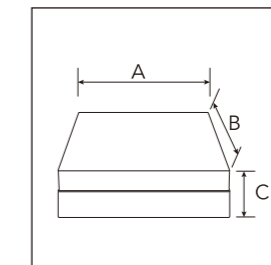
Code	Voltage	Power (W)	Lumen(lm) 3000/4000/6500K	Size (mm)	Packing QTY (pcs/CTN)
FSP507S 12W	AC90-265V	12	1030/1085/1140	A122xB122xC57	30
FSP507S 18W	AC90-265V	18	1550/1630/1710	A182xB182xC57	30
FSP507S 24W	AC90-265V	24	2040/2160/2280	A222xB222xC57	30



12W



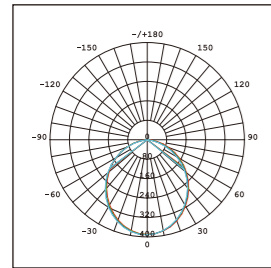
18W



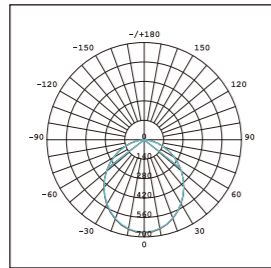
Surface mounted



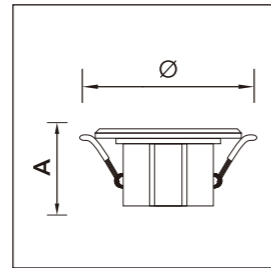
Code	Voltage	Power (W)	Lumen(lm) 3000/4000/6500K	Beam Angle	Size (mm)	Cut-out (mm)	Packing QTY (pcs/CTN)
FSD602A-4W	AC220-240V	4	300/310/320	100°	Ø90xA48	Ø75	60
FSD602A-6W	AC220-240V	6	450/460/480	100°	Ø100xA53	Ø85	60
FSD602A-8W	AC220-240V	8	600/620/640	100°	Ø115xA58	Ø95	60
FSD602A-10W	AC220-240V	10	800/820/850	100°	Ø128xA59	Ø105	20
FSD602A-18W	AC220-240V	18	1480/1500/1530	100°	Ø170xA72	Ø155	20



6W



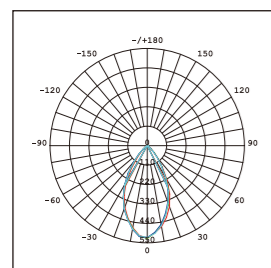
18W



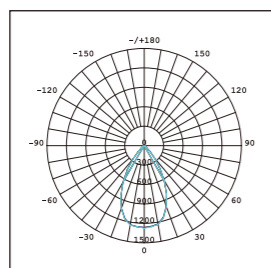
Recessed



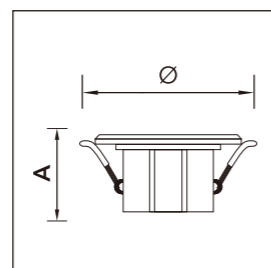
Code	Voltage	Power (W)	Lumen(lm) 3000/4000/6500K	Beam Angle	Size (mm)	Cut-out (mm)	Packing QTY (pcs/CTN)
FSD602B-3W	AC220-240V	3	240/250/260	60°	Ø90xA48	Ø75	60
FSD602B-6W	AC220-240V	6	450/460/480	60°	Ø100xA53	Ø85	60
FSD602B-10W	AC220-240V	10	800/820/850	60°	Ø115xA58	Ø95	60
FSD602B-15W	AC220-240V	15	1200/1250/1300	60°	Ø128xA59	Ø105	20
FSD602B-20W	AC220-240V	20	1600/1650/1700	60°	Ø170xA72	Ø155	20



6W



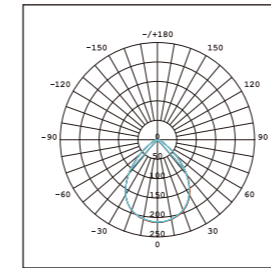
15W



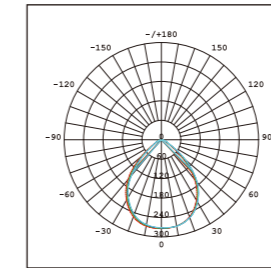
Recessed



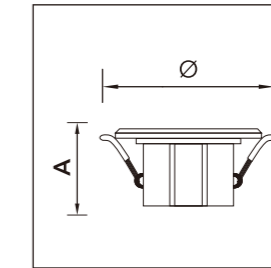
Code	Voltage	Power (W)	Lumen(lm) 3000/4000/6500K	Beam Angle	Size (mm)	Cut-out (mm)	Packing QTY (pcs/CTN)
FSD602C-3W	AC220-240V	3	175/185/195	60°	Ø90xA48	Ø75	60
FSD602C-5W	AC220-240V	5	330/340/350	60°	Ø100xA53	Ø85	60
FSD602C-7W	AC220-240V	7	450/470/490	60°	Ø115xA58	Ø95	60
FSD602C-15W	AC220-240V	15	1000/1050/1125	60°	Ø128xA59	Ø105	20
FSD602C-24W	AC220-240V	24	1650/1700/1800	60°	Ø170xA72	Ø155	20



5W



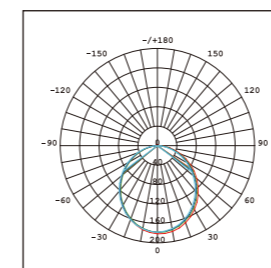
7W



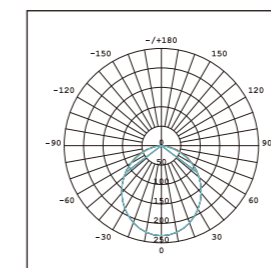
Recessed



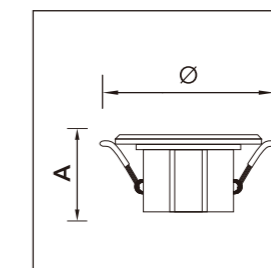
Code	Voltage	Power (W)	Lumen(lm) 3000/4000/6500K	Beam Angle	Size (mm)	Cut-out (mm)	Packing QTY (pcs/CTN)
FSD602D-4W	AC220-240V	4	280/340/290	100°	Ø90xA48	Ø75	60
FSD602D-6W	AC220-240V	6	470/560/480	100°	Ø100xA53	Ø85	60
FSD602D-8W	AC220-240V	8	610/730/610	100°	Ø115xA58	Ø95	60



6W



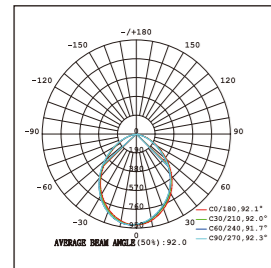
8W



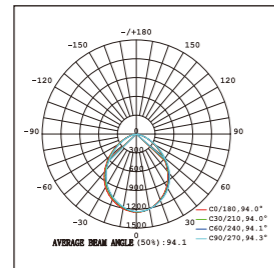
Recessed



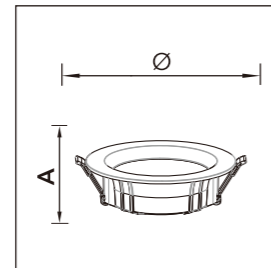
Code	Voltage	Power (W)	Lumen(lm) 3000/4000/6500K	Beam Angle	Size (mm)	Cut-out (mm)	Packing QTY (pcs/CTN)
FSD604A-7W	AC180-260V	7	490/520/560	75°	Ø90xA38	Ø70	50
FSD604A-10W	AC180-260V	10	800/880/960	80°	Ø125xA38	Ø100	50
FSD604A-15W	AC180-260V	15	1120/1230/1350	80°	Ø172xA38	Ø140	50
FSD604A-20W	AC180-260V	20	1400/1540/1690	90°	Ø192xA38	Ø165	25
FSD604A-30W	AC180-260V	30	2400/2640/2880	90°	Ø220xA48	Ø200	25



20W



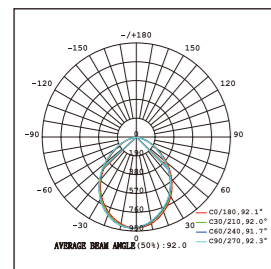
30W



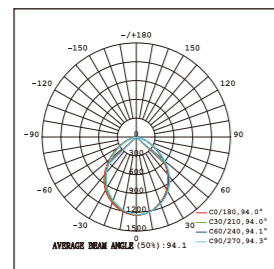
Recessed



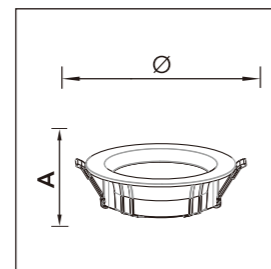
Code	Voltage	Power (W)	Lumen(lm) 3000/4000/6500K	Beam Angle	Size (mm)	Cut-out (mm)	Packing QTY (pcs/CTN)
FSD604B-7W	AC180-260V	7	490/520/560	75°	Ø90xA38	Ø70	50
FSD604B-10W	AC180-260V	10	800/880/960	80°	Ø125xA38	Ø100	50
FSD604B-15W	AC180-260V	15	1120/1230/1350	80°	Ø172xA38	Ø140	50
FSD604B-20W	AC180-260V	20	1400/1540/1690	90°	Ø192xA38	Ø165	25
FSD604B-30W	AC180-260V	30	2400/2640/2880	90°	Ø220xA48	Ø200	25



20W



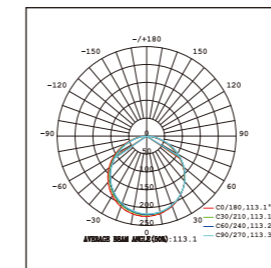
30W



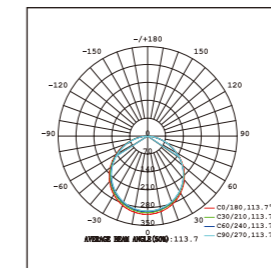
Recessed



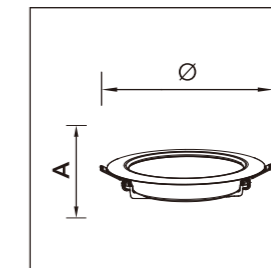
Code	Voltage	Power (W)	Lumen(lm) 3000/4000/6500K	Beam Angle	Size (mm)	Cut-out (mm)	Packing QTY (pcs/CTN)
FSP605R 3W	AC100-265V	3	220/230/240	110°	Ø92x31	Ø75	60
FSP605R 6W	AC100-265V	6	405/425/450	110°	Ø92x31	Ø75	60
FSP605R 9W	AC100-265V	9	620/650/680	110°	Ø120x31	Ø95	40
FSP605R 12W	AC100-265V	12	870/920/960	110°	Ø145x33	Ø120	40
FSP605R 18W	AC100-265V	18	1300/1370/1440	110°	Ø182x33	Ø155	40
FSP605R 24W	AC100-265V	24	1730/1830/1920	110°	Ø240x34	Ø205	30



9W



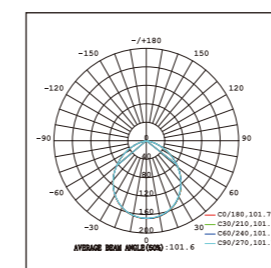
12W



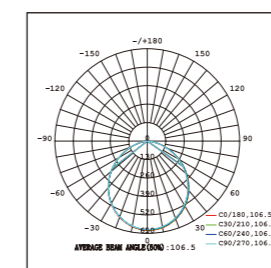
Recessed



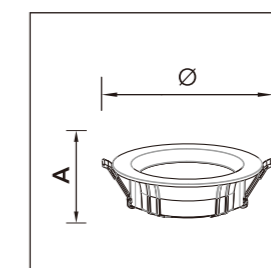
Code	Voltage	Power (W)	Lumen(lm) 3000/4000/6500K	Beam Angle	Size (mm)	Cut-out (mm)	Packing QTY (pcs/CTN)
FSD603-5W	AC220-240V	5	250/275/300	90°	Ø90x38	Ø75	60
FSD603-7W	AC220-240V	7	300/330/360	90°	Ø100x38	Ø85	60
FSD603-12W	AC220-240V	12	950/990/1020	105°	Ø125x38	Ø100	60
FSD603-18W	AC220-240V	18	1450/1500/1530	105°	Ø152x38	Ø120	30
FSD603-24W	AC220-240V	24	2200/2300/2400	105°	Ø192x38	Ø165	30
FSD603-30W	AC220-240V	30	2350/2450/2550	105°	Ø192x38	Ø165	30



7W



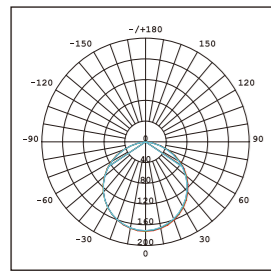
18W



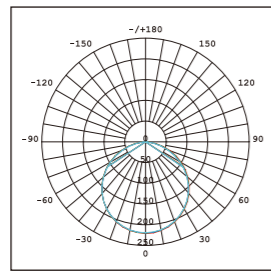
Recessed



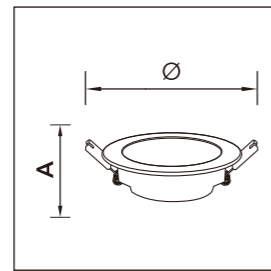
Code	Voltage	Power (W)	Lumen(lm) 3000/4000/6500K	Beam Angle	Size (mm)	Cut-out (mm)	Packing QTY (pcs/CTN)
FSD601 4W	AC220-240V	4	300/310/320	110°	Ø92xA30	Ø80	60
FSD601 6W	AC220-240V	6	450/460/480	110°	Ø92xA30	Ø80	60
FSD601 8W	AC220-240V	8	600/620/640	110°	Ø120xA30	Ø100	40
FSD601 12W	AC220-240V	12	840/860/900	110°	Ø120xA30	Ø100	40
FSD601 15W	AC220-240V	15	1150/1180/1200	100°	Ø160xA30	Ø140	40
FSD601 22W	AC220-240V	22	1550/1580/1600	100°	Ø222xA30	Ø200	30



6W



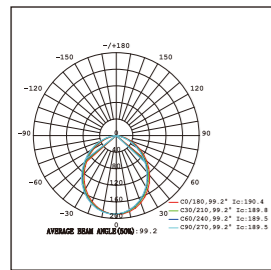
8W



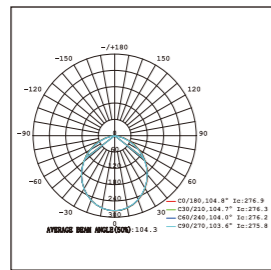
Recessed



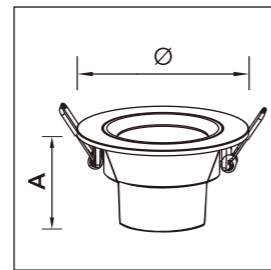
Code	Voltage	Power (W)	Lumen(lm) 3000/4000/6500K	Beam Angle	Size (mm)	Cut-out (mm)	Packing QTY (pcs/CTN)
FSD703 3W	AC220-240V	3	210/220/230	110°	Ø100xA55	Ø85	20
FSD703A 3W	AC220-240V	3	210/220/230	110°	Ø110xA55	Ø95	20
FSD703 6W	AC220-240V	6	390/400/410	110°	Ø110xA55	Ø95	20
FSD703 7W	AC220-240V	7	510/520/530	110°	Ø118xA55	Ø100	20
FSD703 8W	AC220-240V	8	600/610/620	110°	Ø148xA58	Ø125	20
FSD703 10W	AC220-240V	10	750/780/800	110°	Ø168xA65	Ø155	20
FSD703 12W	AC220-240V	12	900/930/960	110°	Ø190xA65	Ø165	20
FSD703 15W	AC220-240V	15	1100/1150/1200	110°	Ø190xA65	Ø165	20
FSD703 20W	AC220-240V	20	1600/1650/1700	110°	Ø250xA65	Ø230	20



6W



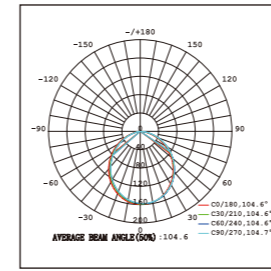
8W



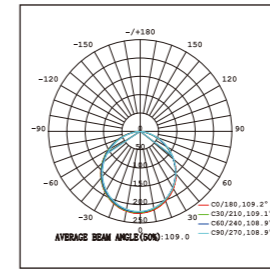
Recessed



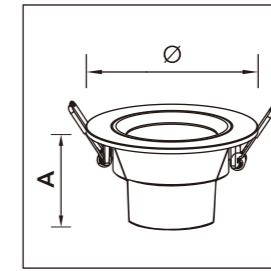
Code	Voltage	Power (W)	Lumen(lm) 3000/4000/6500K	Beam Angle	Size (mm)	Cut-out (mm)	Packing QTY (pcs/CTN)
FSD401 3W	AC220-240V	3	210/220/230	75°	Ø100xA65	Ø85	20
FSD401A 3W	AC220-240V	3	230/240/250	100°	Ø110xA65	Ø95	20
FSD401 6W	AC220-240V	6	400/410/420	100°	Ø110xA65	Ø95	20
FSD401 7W	AC220-240V	7	530/540/550	100°	Ø118xA65	Ø100	20
FSD401 8W	AC220-240V	8	630/650/670	100°	Ø148xA65	Ø130	20
FSD401 10W	AC180-265V	10	920/950/970	100°	Ø168xA65	Ø145	20
FSD401 12W	AC180-265V	12	1050/1100/1150	100°	Ø190xA65	Ø175	20
FSD401 15W	AC180-265V	15	1200/1250/1300	100°	Ø190xA65	Ø175	20
FSD401 20W	AC180-265V	20	1700/1750/1800	100°	Ø250xA65	Ø230	20



6W



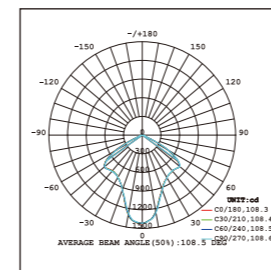
8W



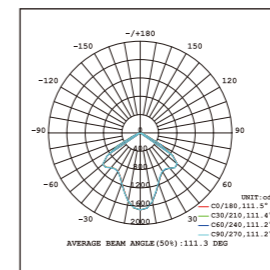
Recessed



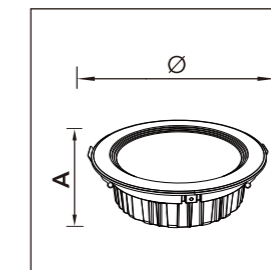
Code	Voltage	Power (W)	Lumen(lm) 3000/4000/6500K	Beam Angle	Size (mm)	Cut-out (mm)	Packing QTY (pcs/CTN)
FSD503 30W	AC100-240V	30	2550/2700/2800	120°	Ø222xA62	Ø200	12
FSD503 40W	AC100-240V	40	3400/3600/3800	120°	Ø222xA62	Ø200	12



30W



40W



Recessed

LED CEILING DOWNLIGHT



Features:

- * High quality LED High Power light source.
- * Constant current driver, excellent thermal management.
- * Energy saving and long-lasting.

Applications:

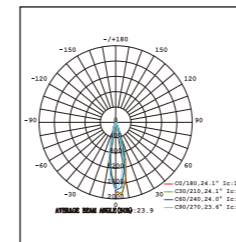
Ideal for home assistance illumination, office and public area illumination.



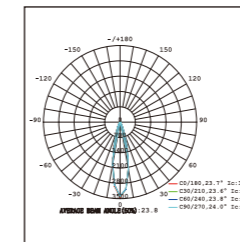
Code	Voltage	Power (W)	Lumen(lm) 3000/4000/6500K	Beam Angle	Size (mm)	Cut-out (mm)	Lifetime (hrs)	Packing QTY (pcs/CTN)
FSCD125A2WH-5	AC90-265V	5	340/360/380	24°	Ø85x45	Ø75	25000	60
FSCD125A2WH-7	AC90-265V	7	490/525/560	38°	Ø85x45	Ø75	15000	60



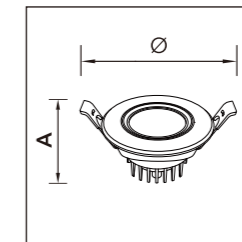
Code	Voltage	Power (W)	Lumen(lm) 3000/4000/6500K	Size (mm)	Cut-out (mm)	Packing QTY (pcs/CTN)
FSS628 4W	AC180-265V	4	320/340/360	Ø86xA50	Ø75	20
FSS628 6W	AC180-265V	6	500/520/540	Ø86xA50	Ø75	20
FSS628 10W	AC180-265V	10	850/870/900	Ø109xA65	Ø95	20
FSS628 15W	AC180-265V	15	1300/1320/1350	Ø109xA65	Ø95	20
FSS628 24W	AC180-265V	24	1950/2000/2040	Ø138xA88	Ø125	20



6W



10W





Code	Voltage	Power (W)	Lumen(lm) 3000/4000/6500K	Size (mm)	Cut-out (mm)	Packing QTY (pcs/CTN)
FSS605 1.5W	AC220-240V	1.5	90/100/110	Ø41x20	Ø32	100
FSS605 4W	AC220-240V	4	280/290/300	Ø85x30	Ø75	60
FSS605 6W	AC180-265V	6	400/450/500	Ø110x30	Ø95	60
FSS605 8W	AC180-265V	8	600/650/680	Ø110x30	Ø95	60
FSS605 10W	AC180-265V	10	900/920/950	Ø135x32	Ø120	60
FSS605 14W	AC180-265V	14	1200/1220/1250	Ø135x32	Ø120	60
FSS605 18W	AC180-265V	18	1600/1650/1700	Ø160x56	Ø140	20
FSS605 22W	AC180-265V	22	1800/1850/1900	Ø160x56	Ø140	20



Code	Colour	Size (mm)	Cut-out (mm)	Packing QTY (pcs/CTN)
FSS608 W	White	Ø90x25	Ø75	60
FSS608 G	Nickel	Ø90x25	Ø75	60
FSS608 K	Gold	Ø90x25	Ø75	60
FSS608 S	Chrome	Ø90x25	Ø75	60



LED CEILING LAMP



Features:

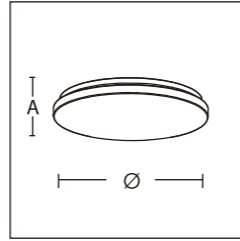
- * Energy saving, Long-lasting;
- * Constant current driver for better performance;
- * Decorative patterns for choice;
- * IP20

Applications:

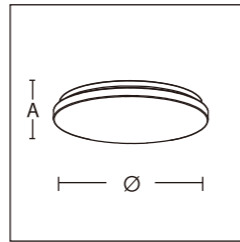
Ideal for general ambient lighting in clothing stores, jewelry shops, exhibitions, museums, super markets, hotels.



Code	Voltage	Power (W)	Lumen(lm) 3000/4000/6500K	Size (mm)	Packing QTY (pcs/CTN)
FSLC172 13W	AC220-240V	13	860/880/900	Ø260xA55	10
FSLC172A 13W	AC220-240V	13	860/880/900	Ø290xA55	10
FSLC172 18W	AC220-240V	18	1340/1370/1400	Ø330xA55	10
FSLC172 25W	AC220-240V	25	1550/1650/1750	Ø380xA55	10
FSLC172 36W	AC220-240V	36	2280/2400/2520	Ø480xA55	10



Code	Voltage	Power (W)	Lumen(lm) 3000/4000/5700K	Size (mm)	Packing QTY (pcs/CTN)
FSLC182 25W	AC220-240V	25	2000	Ø370xA65	10
FSLC182 36W	AC220-240V	36	2520	Ø480xA55	10



3000K



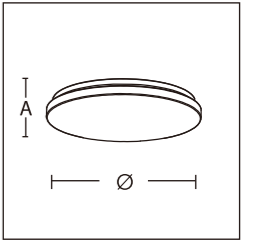
4000K



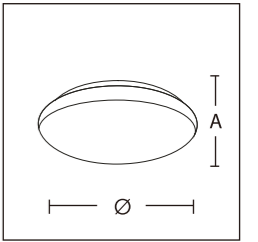
5700K



Code	Voltage	Power (W)	Lumen(lm) 3000/4000/6500K	Size (mm)	Packing QTY (pcs/CTN)
FSLC191 12W	AC220-240V	12	1100	Ø230xA63	10
FSLC191 17W	AC220-240V	17	1440	Ø310xA65	10
FSLC191 24W	AC220-240V	24	2040	Ø360xA73	10



Code	Voltage	Power (W)	Lumen(lm) 3000/4000/6500K	Size (mm)	Packing QTY (pcs/CTN)
FSC151 14W-W	AC90-265V	14	910/930/950	Ø230xA100	10
FSC151 18W-W	AC90-265V	18	1250/1280/1300	Ø300xA100	10
FSC151 26W-W	AC90-265V	26	1700/1750/1800	Ø350xA100	10



FSC151 14W-S



FSC151 14W-P

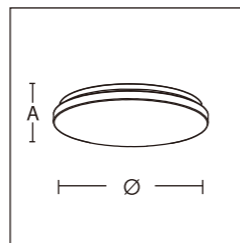


FSC1511 4W-L

MICROWAVE SENSOR CEILING LAMP




Code	Voltage	Power (W)	Lumen(lm) 3000/4000/6500K	Size (mm)	Packing QTY (pcs/CTN)
FSLC192 13W	AC220-240V	13	850/900/980	Ø260xA65	10
FSLC192 17W	AC220-240V	17	1200/1250/1350	Ø330xA65	10
FSLC192 25W	AC220-240V	25	1650/1700/1750	Ø380xA65	10



Code	Voltage	Power (W)	Lumen(lm) 3000/4000/6500K	Size (mm)	Packing QTY (pcs/CTN)
FSLC193 13W	AC220-240V	13	850/900/980	Ø260xA65	10
FSLC193 17W	AC220-240V	17	1200/1250/1350	Ø330xA65	10
FSLC193 25W	AC220-240V	25	1650/1700/1750	Ø380xA65	10



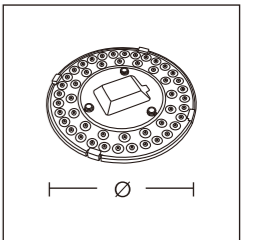
REPLACEABLE LED MODULE



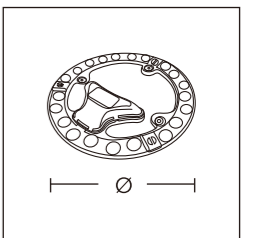
Code	Voltage	Power (W)	Lumen(lm) 3000/4000/5700K	Size (mm)	Packing QTY (pcs/CTN)
FSCL42 14W	AC180-265V	14	1100/1200/1300	Ø134	25
FSCL42 18W	AC180-265V	18	1500/1600/1700	Ø186	25
FSCL42 25W	AC180-265V	25	2000/2100/2200	Ø186	25



Code	Voltage	Power (W)	Lumen(lm) 3000/4000/5700K	Size (mm)	Packing QTY (pcs/CTN)
FSCL43 14W	AC180-265V	14	1300	Ø134	25
FSCL43 18W	AC180-265V	18	1700	Ø186	25
FSCL43 25W	AC180-265V	25	2200	Ø186	25



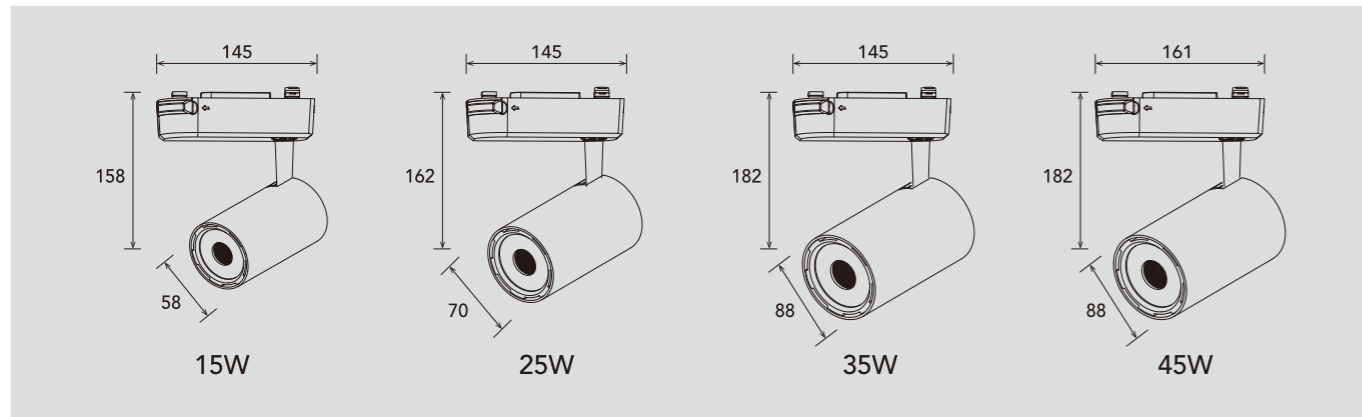
Code	Voltage	Power (W)	Lumen(lm) 3000/4000/5700K	Size (mm)	Packing QTY (pcs/CTN)
FSCL44 13W	AC180-240V	13	1100/1200/1300	Ø130	25
FSCL44 17W	AC180-240V	17	1500/1600/1700	Ø180	25
FSCL44 24W	AC180-240V	24	2000/2100/2200	Ø215	25



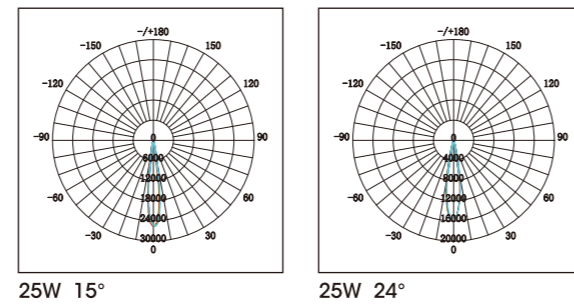
LED TRACK LIGHT



APPLICATION



Voltage: AC90-265V 50/60Hz
 CRI: ≥80
 CCT: 3000/4000/5000K
 Lifetime: 25000hrs
 Type: 2/3Wire
 Operating temp: -20°C ~40°C

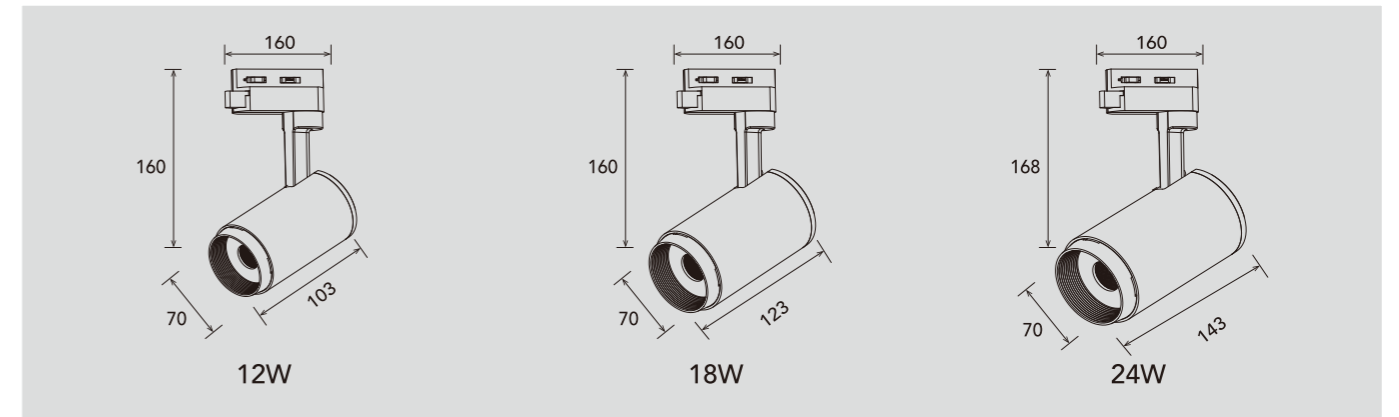


Code	Power (W)	Lumen (lm)	Colour	Beam Angle	Packing QTY (pcs/CTN)
FST903 15W	15	1150/1175/1200	BLACK	24°/ 38°	20
FST903 25W	25	1800/1900/2000	BLACK	15°/24°	20
FST903 35W	35	2600/2700/2800	BLACK	15°/24°	20
FST904 15W	15	1150/1175/1200	WHITE	24°/ 38°	20
FST904 25W	25	1800/1900/2000	WHITE	15°/24°	20
FST904 35W	35	2600/2700/2800	WHITE	15°/24°	20

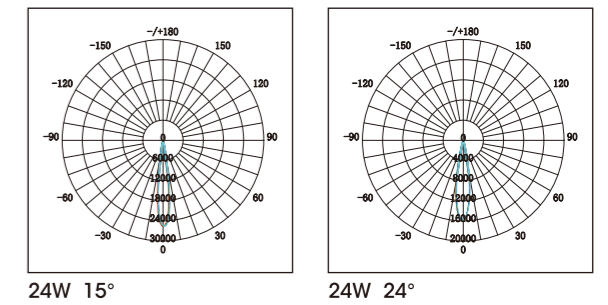
LED TRACK LIGHT



APPLICATION



Voltage: AC180-265V 50/60Hz
 CRI: ≥80
 CCT: 3000/4000/5000/6500K
 Lifetime: 25000hrs
 Type: 2/3Wire
 Operating temp: -20°C ~40°C



Code	Power (W)	Lumen (lm)	Colour	Beam Angle	Packing QTY (pcs/CTN)
FST104A1BK-12	12	800/900/1000/1000	BLACK	15°/24°	20
FST104A1BK-18	18	1300/1400/1500/1500	BLACK	15°/24°	20
FST104A1BK-24	24	1800/1900/2000/2000	BLACK	15°/24°	20
FST104A1WH-12	12	800/900/1000/1000	WHITE	15°/24°	20
FST104A1WH-18	18	1300/1400/1500/1500	WHITE	15°/24°	20
FST104A1WH-24	24	1800/1900/2000/2000	WHITE	15°/24°	20



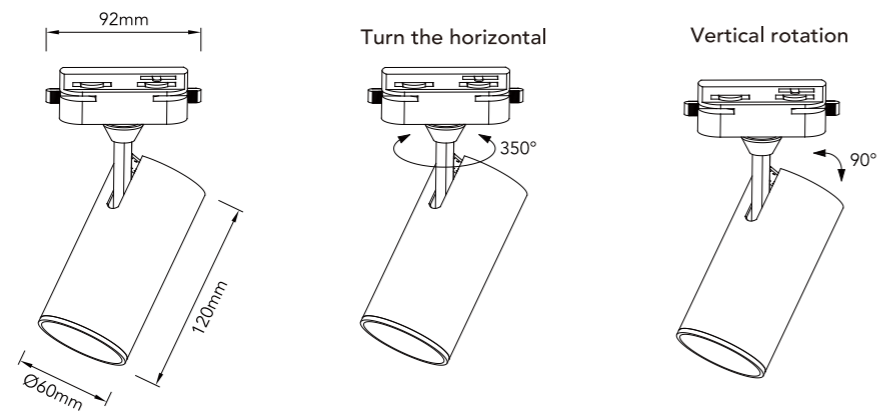
LED TRACK LIGHT

APPLICATION

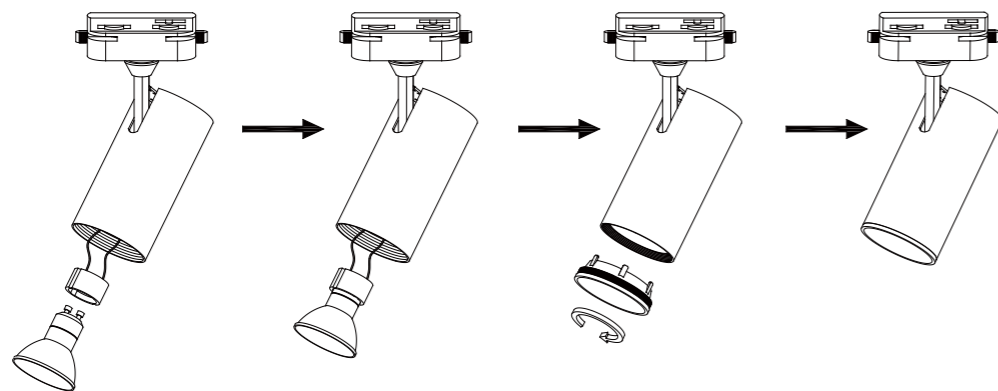


Code:
FST109 GU / FST109 MR
Options:
Choice of MR16 or GU10

SIZE



INSTALLATION INSTRUCTION



Replaceable light source

LED SPOTLIGHT



FST110A

Track mounted



FST111A

Suspended mounted



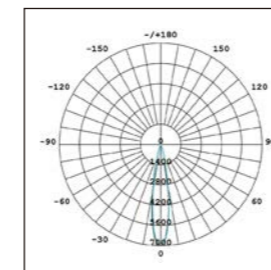
FST111B

Ceiling mounted

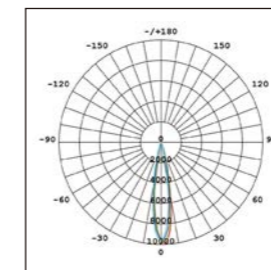


FST111C

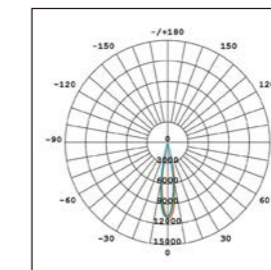
Wall mounted



12W



18W



24W

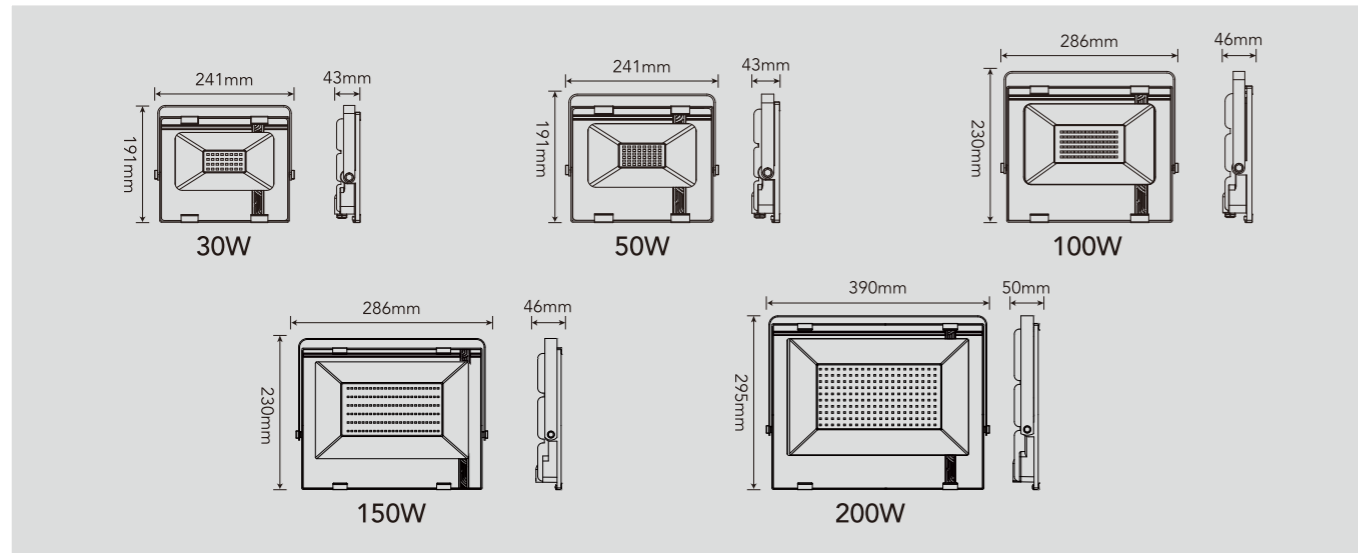



Code	Voltage	Power (W)	Lumen(lm) 3000/4000/6500K	Beam angle	Colour	Type	Size (mm)	Packing QTY (pcs/CTN)
FST110A 12W	AC180-265V	12	960/1000/1000	15°/24°	Black	2/3Wire	109x70x160	20
FST110A 18W	AC180-265V	18	1250/1400/1400	15°/24°	Black	2/3Wire	123x70x160	20
FST110A 24W	AC180-265V	24	1700/1920/1920	15°/24°	Black	2/3Wire	144.5x70x160	20
FST110B 12W	AC180-265V	12	960/1000/1000	15°/24°	White	2/3Wire	109x70x160	20
FST110B 18W	AC180-265V	18	1250/1400/1400	15°/24°	White	2/3Wire	123x70x160	20
FST110B 24W	AC180-265V	24	1700/1920/1920	15°/24°	White	2/3Wire	144.5x70x160	20
FST111A-12W	AC220-240V	12	960/1000/1000	24° (15°/38°)	Black	/	126x70x70	/
FST111A-18W	AC220-240V	18	1250/1400/1400	24° (15°/38°)	Black	/	140x70x70	/
FST111A-24W	AC220-240V	24	1700/1920/1920	24° (15°/38°)	Black	/	161x70x70	/
FST111B-12W	AC220-240V	12	960/1000/1000	24° (15°/38°)	Black	/	103x70x70	/
FST111B-18W	AC220-240V	18	1250/1400/1400	24° (15°/38°)	Black	/	118x70x70	/
FST111B-24W	AC220-240V	24	1700/1920/1920	24° (15°/38°)	Black	/	138x70x70	/
FST111C-18W	AC220-240V	18	1250/1400/1400	24° (15°/38°)	Black	/	121x70x128	/
FST111C-24W	AC220-240V	24	1700/1920/1920	24° (15°/38°)	Black	/	141x70x128	/

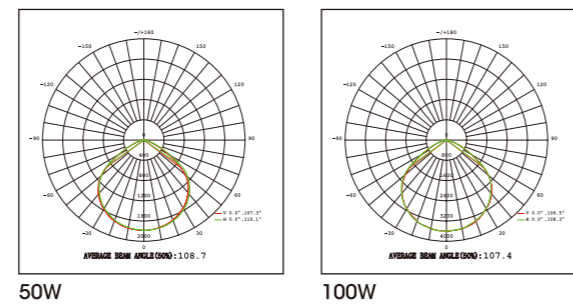
LED FLOOD LIGHT



APPLICATION



Voltage: AC90-265V 50/60Hz
 CRI: 80
 Lifetime: 30000hrs
 IP: IP66
 Surge Protection: 4kV~6kV
 Operating temp: -40°C ~50°C

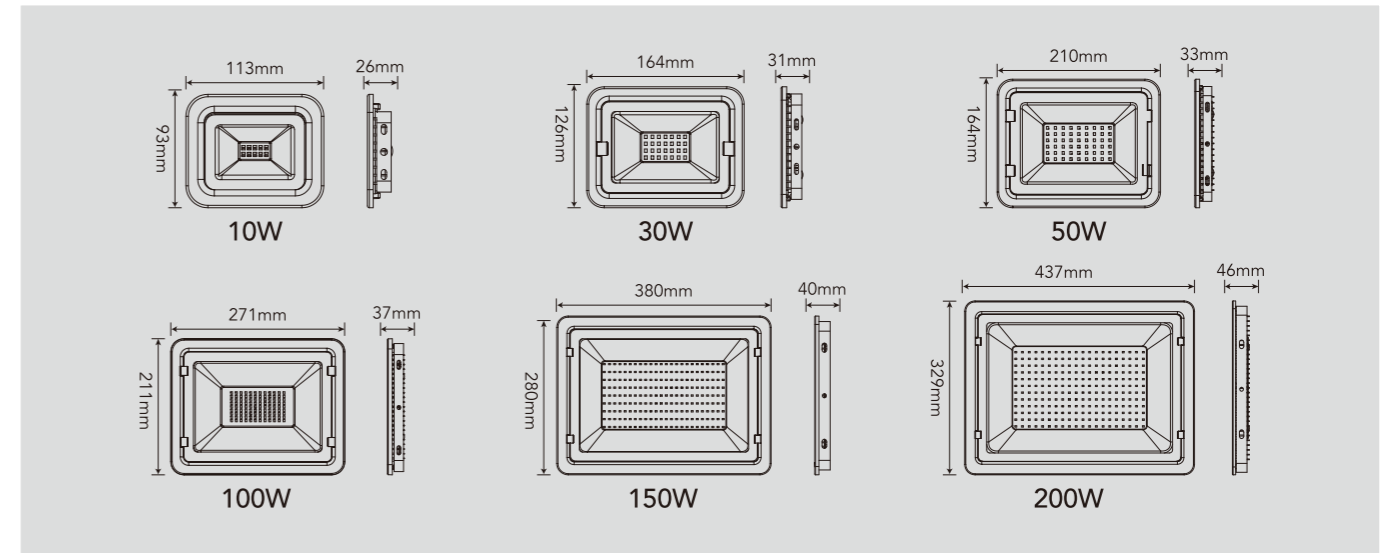


Code	Power (W)	Lumen(lm) 3000/4000/6500K	PF	Beam Angle	Packing QTY (pcs/CTN)
FSF81002-30	30	2430/2700/2700	0.5	115°	10
FSF81002-50	50	4050/4500/4500	0.5	115°	10
FSF81002-100	100	8100/9000/9000	0.5	115°	10
FSF81002-150	150	12150/13500/13500	0.9	115°	5
FSF81002-200	200	16200/18000/18000	0.9	115°	5

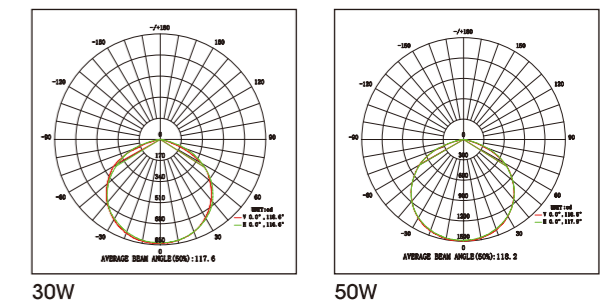
LED FLOOD LIGHT



APPLICATION



Voltage: AC220-240V 50/60Hz
 CRI: 80
 Lifetime: 15000hrs
 IP: IP65
 Surge Protection: 2.5kV
 Operating temp: -40°C ~50°C

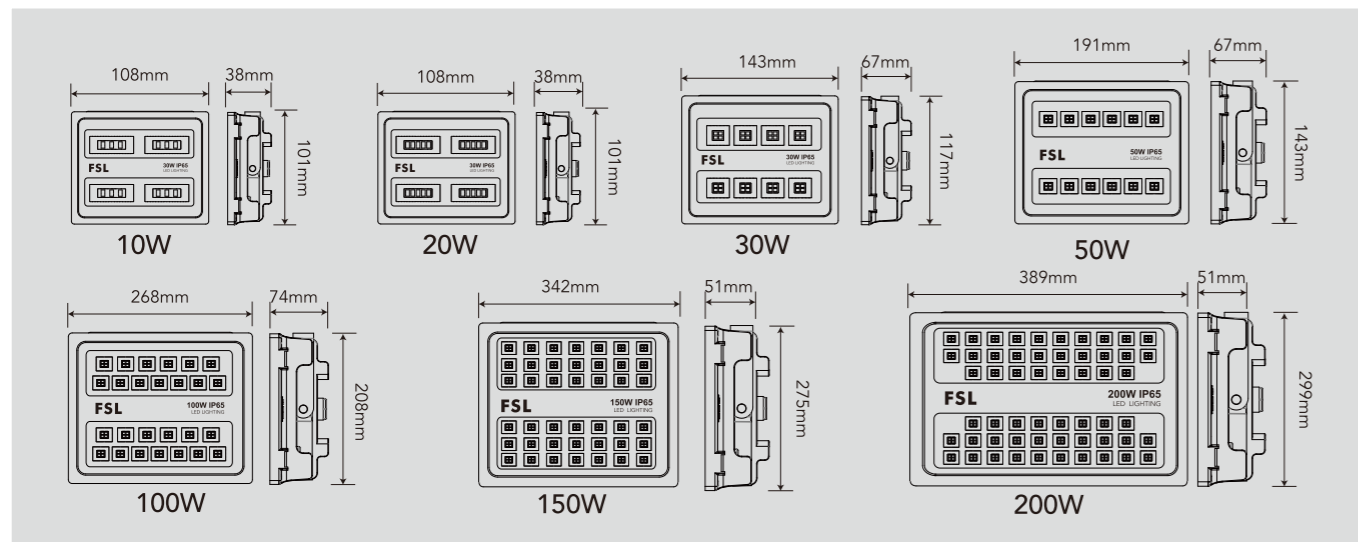


Code	Power (W)	Lumen(lm) 3000/4000/6500K	PF	Beam Angle	Packing QTY (pcs/CTN)
FSF809B1-10W	10	720/800/800	0.9	115°	40
FSF809B1-30W	30	2160/2400/2400	0.9	115°	20
FSF809B1-50W	50	3600/4000/4000	0.9	115°	20
FSF809B1-100W	100	7200/8000/8000	0.9	115°	10
FSF809B1-150W	150	10800/12000/12000	0.9	115°	5
FSF809B1-200W	200	14400/16000/16000	0.9	115°	5

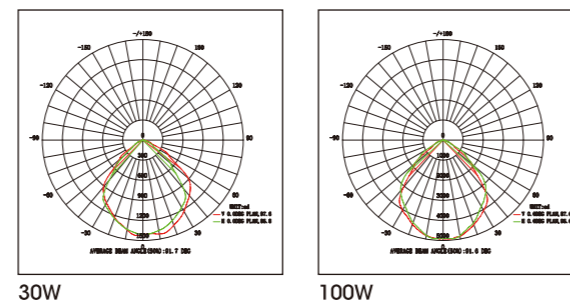
LED FLOOD LIGHT



APPLICATION



Voltage: AC180-265V 50/60Hz
 CRI: 80
 Lifetime: 25000hrs
 IP: IP65
 Surge Protection: 4kV
 Operating temp: -40°C ~ 50°C

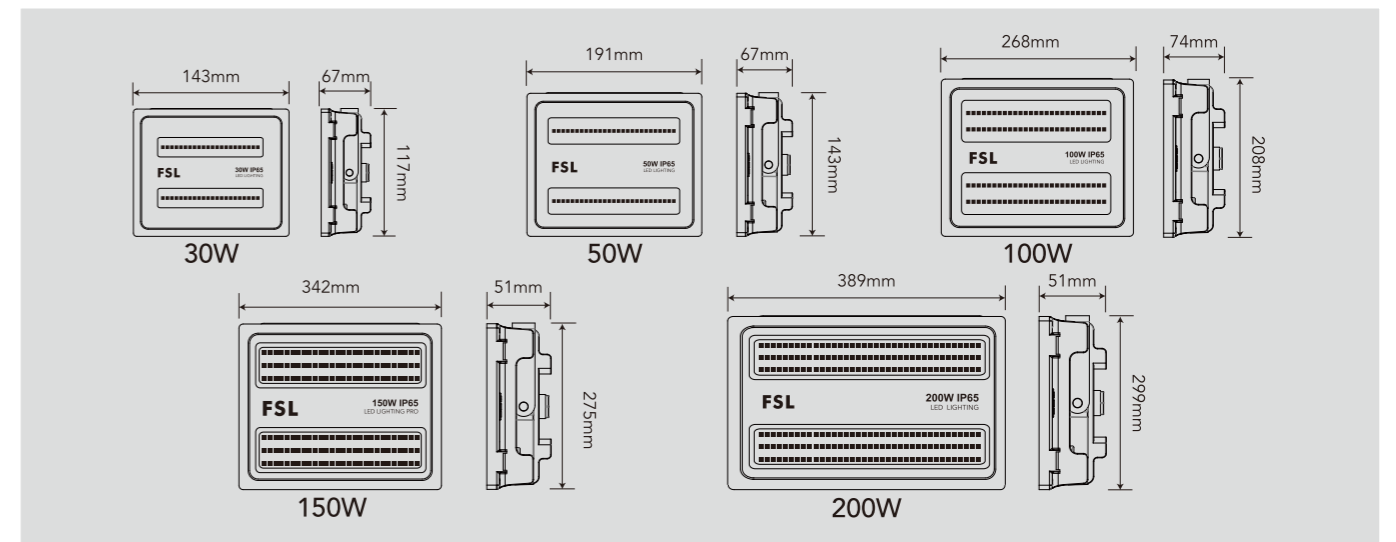
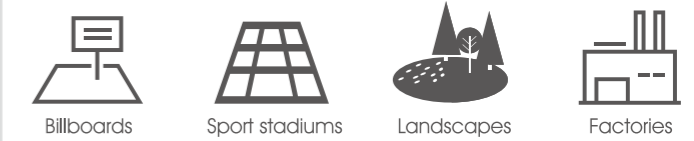


Code	Power (W)	Lumen(lm) 3000/4000/6500K	PF	Beam Angle	Packing QTY (pcs/CTN)
FSF808A1-10	10	800/900/900	0.5	85°x90°	40
FSF808A1-20	20	1600/1800/1800	0.9	85°x90°	40
FSF808A1-30	30	2700/3000/3000	0.9	85°x90°	20
FSF808A1-50	50	4500/5000/5000	0.9	85°x90°	20
FSF808A1-100	100	9000/10000/10000	0.9	85°x90°	10
FSF808A1-150	150	13500/15000/15000	0.9	85°x90°	4
FSF808A1-200	200	18000/20000/20000	0.9	85°x90°	4

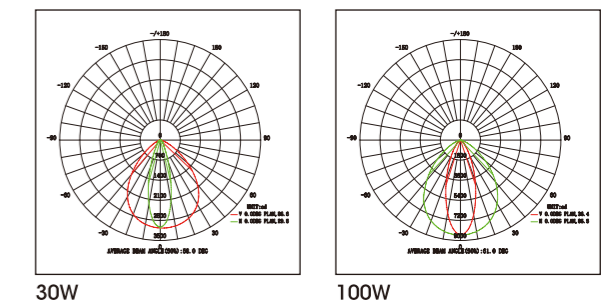
LED FLOOD LIGHT



APPLICATION



Voltage: AC180-265V 50/60Hz
 CRI: 80
 Lifetime: 25000hrs
 IP: IP65
 Surge Protection: 4kV
 Operating temp: -40°C ~ 50°C

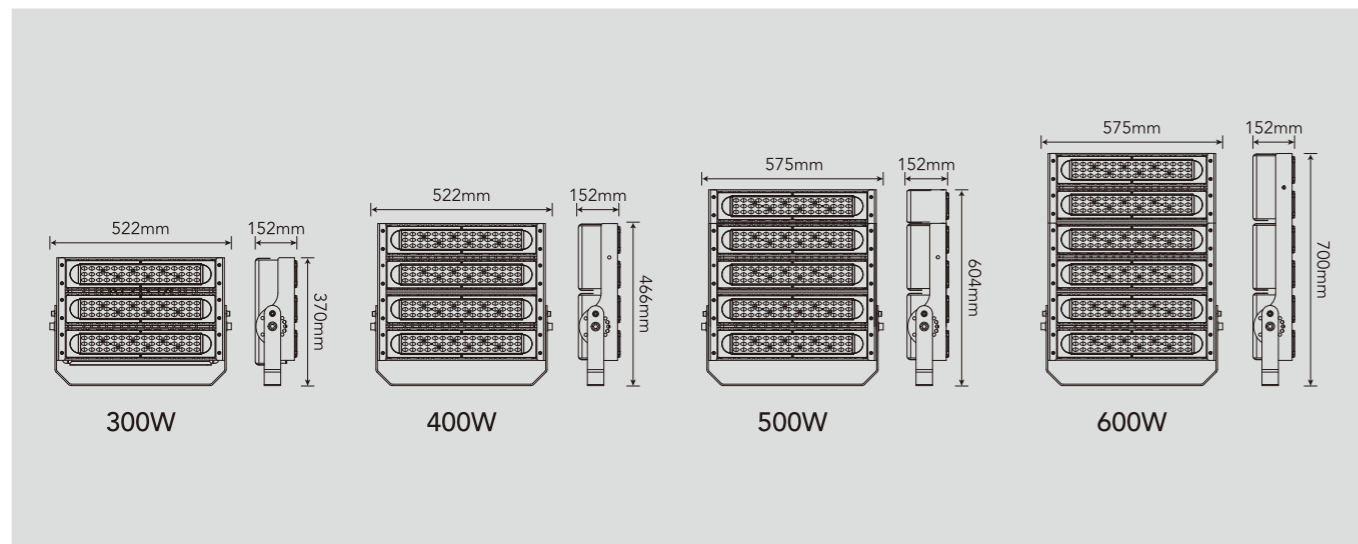
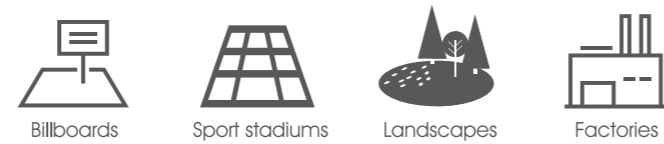


Code	Power (W)	Lumen(lm) 3000/4000/6500K	PF	Beam Angle	Packing QTY (pcs/CTN)
FSF808A1-30P	30	2550/2850/2850	0.9	30°x80°	20
FSF808A1-50P	50	4250/4750/4750	0.9	30°x80°	20
FSF808A1-100P	100	8500/9500/9500	0.9	30°x80°	10
FSF808A1-150P	150	12800/14200/14200	0.9	30°x80°	4
FSF808A1-200P	200	17000/19000/19000	0.9	30°x80°	4

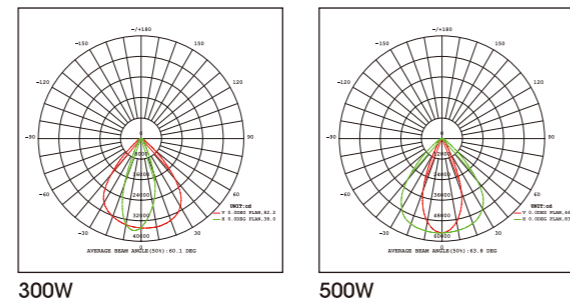
LED FLOOD LIGHT



APPLICATION



Voltage:	AC100-240V 50/60Hz
CRI:	80
Lifetime:	25000hrs
IP:	IP65
Surge Protection:	6kV+10kV
Operating temp:	-40 °C ~ 50 °C

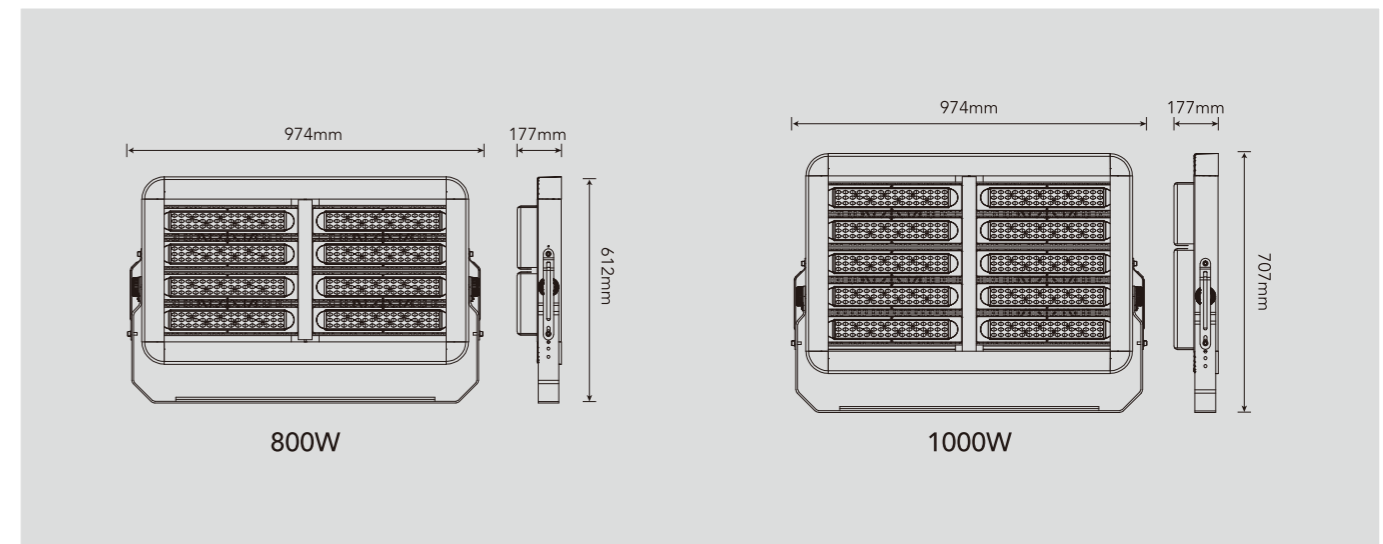
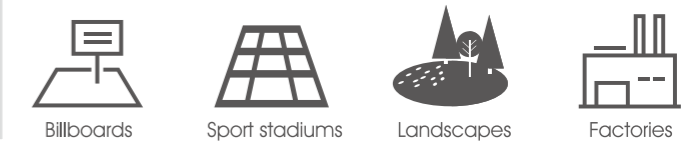


Code	Power (W)	Lumen(lm) 3000/4000/6500K	PF	Beam Angle	Packing QTY (pcs/CTN)
FSF20G-300W	300	33000	0.9	60°/40*85°	1
FSF20G-400W	400	44000	0.9	60°/40*85°	1
FSF20G-500W	500	55000	0.9	60°/40*85°	1
FSF20G-600W	600	66000	0.9	60°/40*85°	1

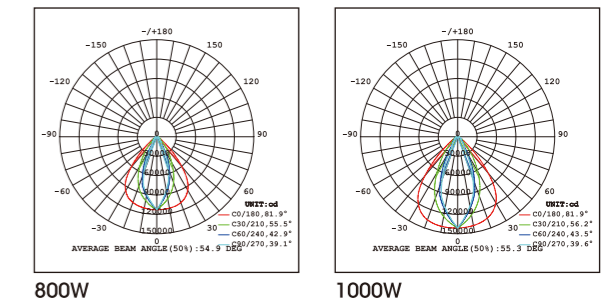
LED FLOOD LIGHT



APPLICATION



Voltage:	AC100-240V 50/60Hz
CRI:	80
Lifetime:	25000hrs
IP:	IP65
Surge Protection:	6kV+10kV
Operating temp:	-40 °C ~ 50 °C

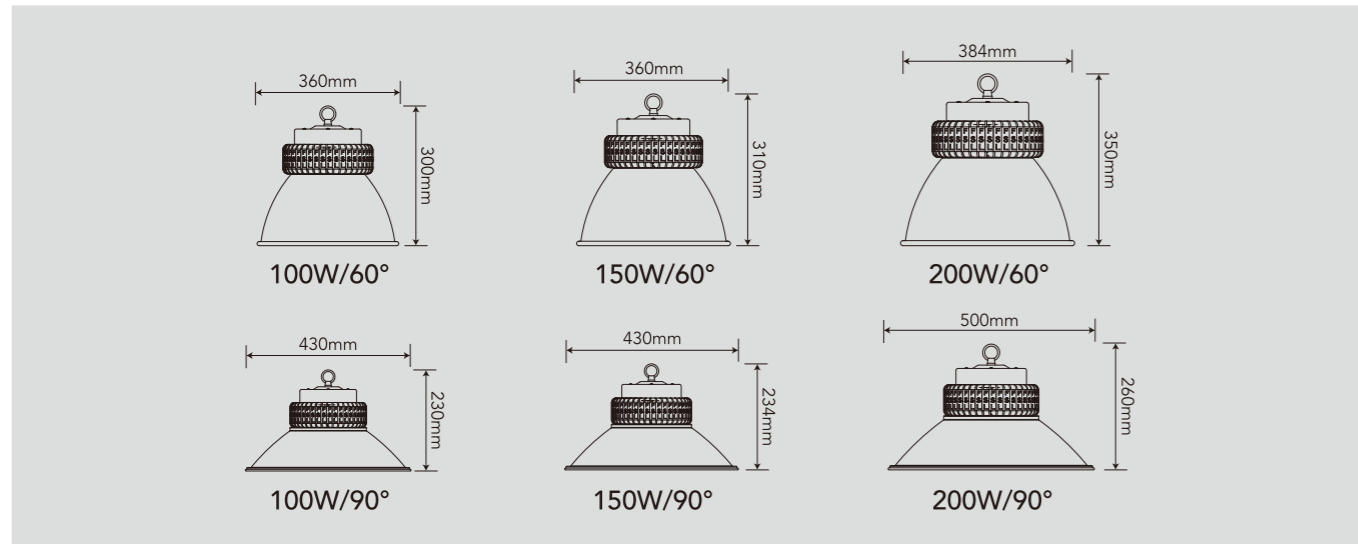


Code	Power (W)	Lumen(lm) 3000/4000/6500K	PF	Beam Angle	Packing QTY (pcs/CTN)
FSF20G-800W	800	88000	0.9	60°/40*85°	1
FSF20G-1000W	1000	110000	0.9	60°/40*85°	1

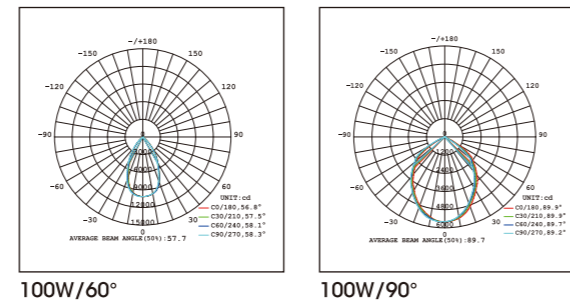
LED HIGH BAY



APPLICATION



CRI: 80
CCT: 3000/4000/6500K
Lifetime: 25000hrs
IP: IP20
Operating temp: -20°C ~ 50°C

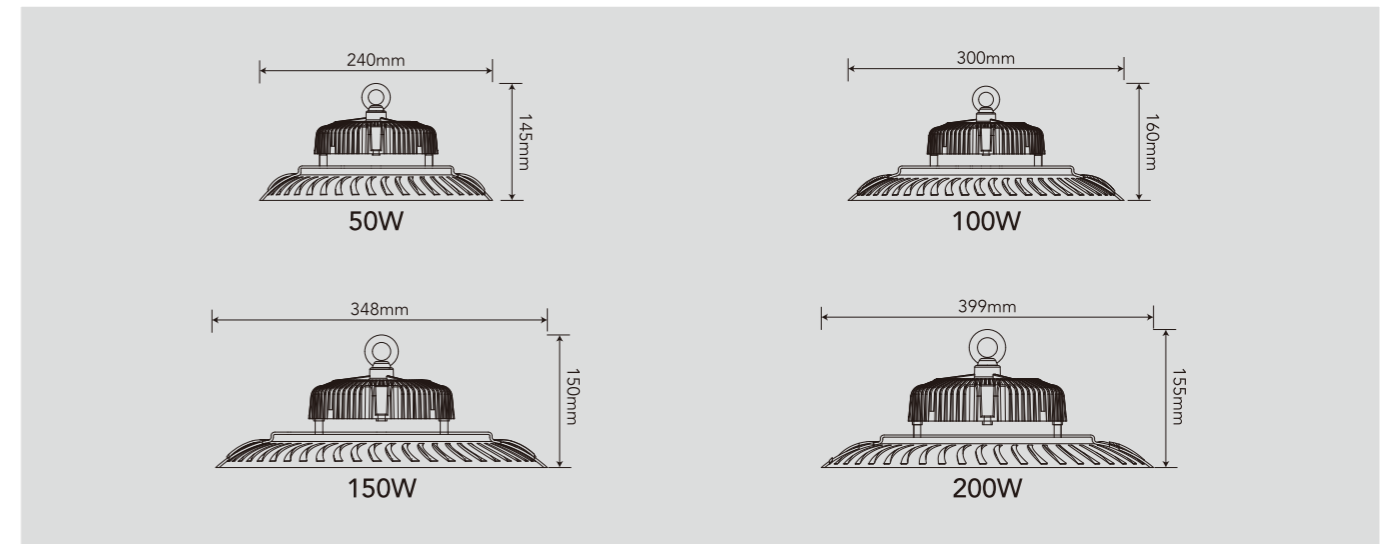


Code	Voltage	Power (W)	Lumen (lm)	Beam Angle	PF	Packing QTY (pcs/CTN)
FSH80901-100	AC180-265V	100	9000/9500/9500	60°	0.9	8/40
FSH80901-150	AC180-265V	150	13500/14250/14250	60°	0.9	8/40
FSH80901-200	AC180-265V	200	18000/19000/19000	60°	0.9	8/40
FSH80902-100	AC100-265V	100	9000/10500/10500	90°	0.97	8/40
FSH80902-150	AC100-265V	150	15000/15700/15700	90°	0.97	8/40
FSH80902-200	AC100-265V	200	20000/21000/21000	90°	0.97	8/40

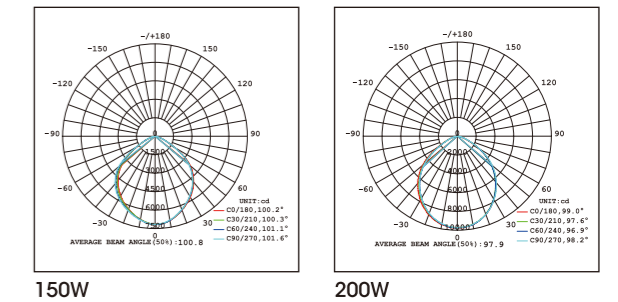
LED HIGH BAY



APPLICATION



Voltage: AC100-265V 50/60Hz
CRI: 80
CCT: 3000/4000/5000/6500K
Lifetime: 15000hrs
IP: IP20
Operating temp: -20°C ~ 40°C



Code	Power (W)	Lumen (lm)	Beam Angle	PF	Packing QTY (pcs/CTN)
FSH807A2-50	50	5000	90°	0.95	4
FSH807A2-100	100	10000	90°	0.95	4
FSH807A2-150	150	15000	90°	0.95	4
FSH807A2-200	200	20000	90°	0.95	4

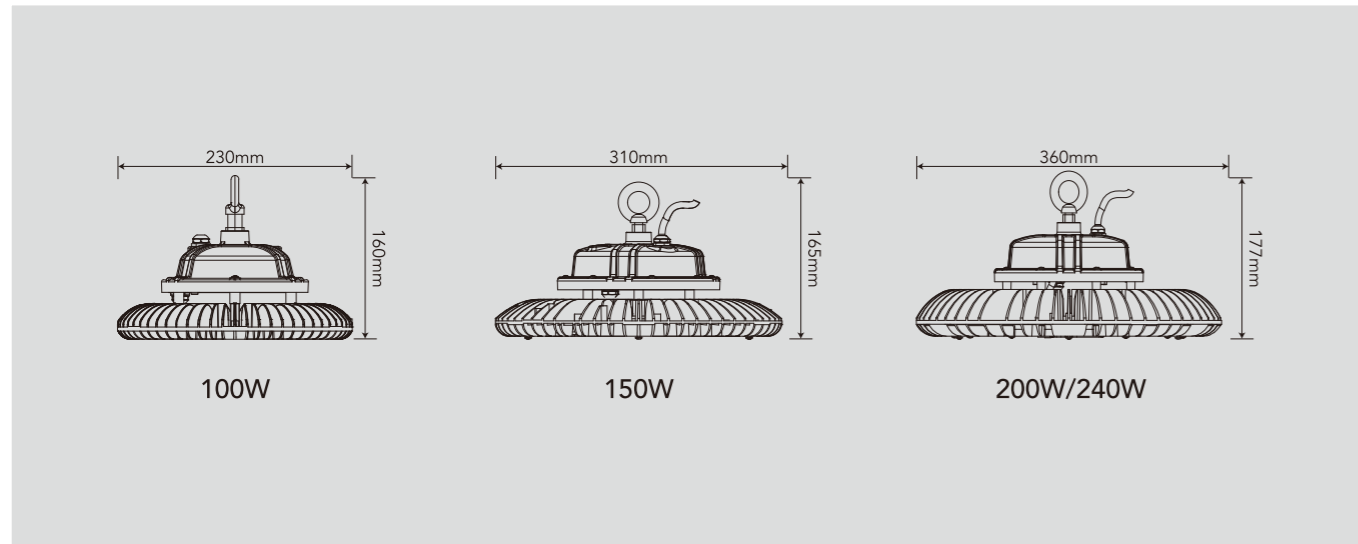
LED HIGH BAY



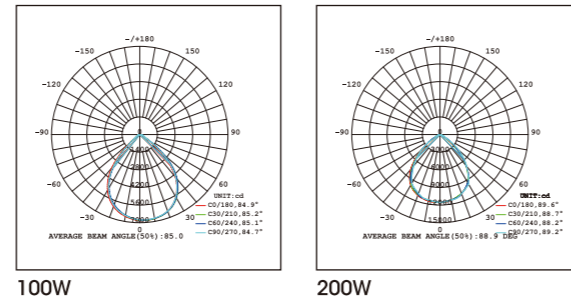
APPLICATION



Three accessories options



Voltage:	AC100-240V 50/60Hz
CRI:	80
CCT:	3000/4000/6500K
Lifetime:	25000hrs
IP:	IP65
Operating temp:	-20 °C ~ 50 °C

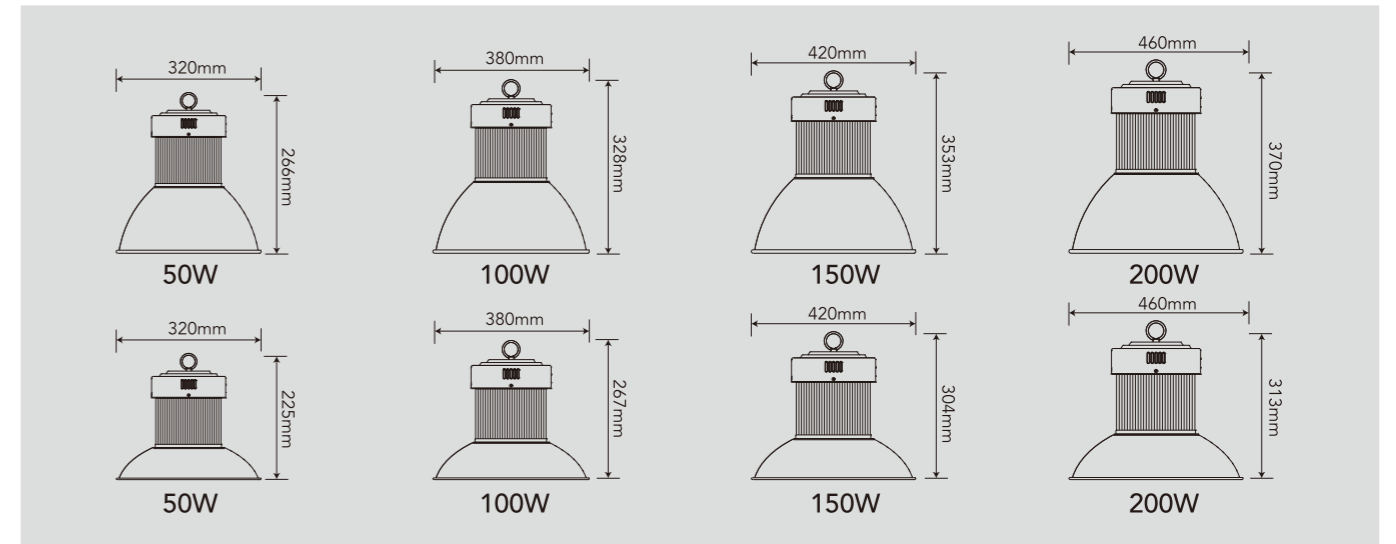


Code	Power (W)	Lumen (lm)	Colour	Beam Angle	PF	Packing QTY (pcs/CTN)
FSH810A2-100	100	10000/10000/10000	Black/Grey	90°	0.9	4
FSH810A2-150	150	15000/15000/15000	Black/Grey	90°	0.9	2
FSH810A2-200	200	20000/20000/20000	Black/Grey	90°	0.9	2
FSH810A2-240	240	24000/24000/24000	Black/Grey	90°	0.9	2

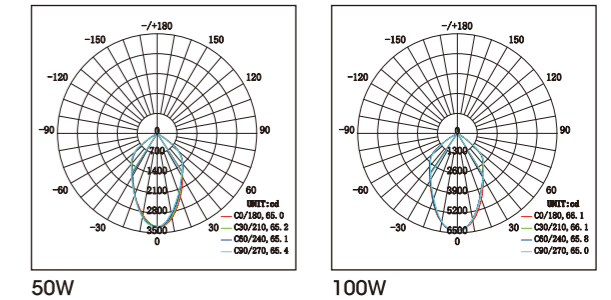
LED HIGH BAY



APPLICATION



Voltage:	AC90-265V 50/60Hz
CRI:	70
CCT:	3000/4000/6500K
Lifetime:	25000hrs
IP:	IP20
Operating temp:	-20 °C ~ 50 °C

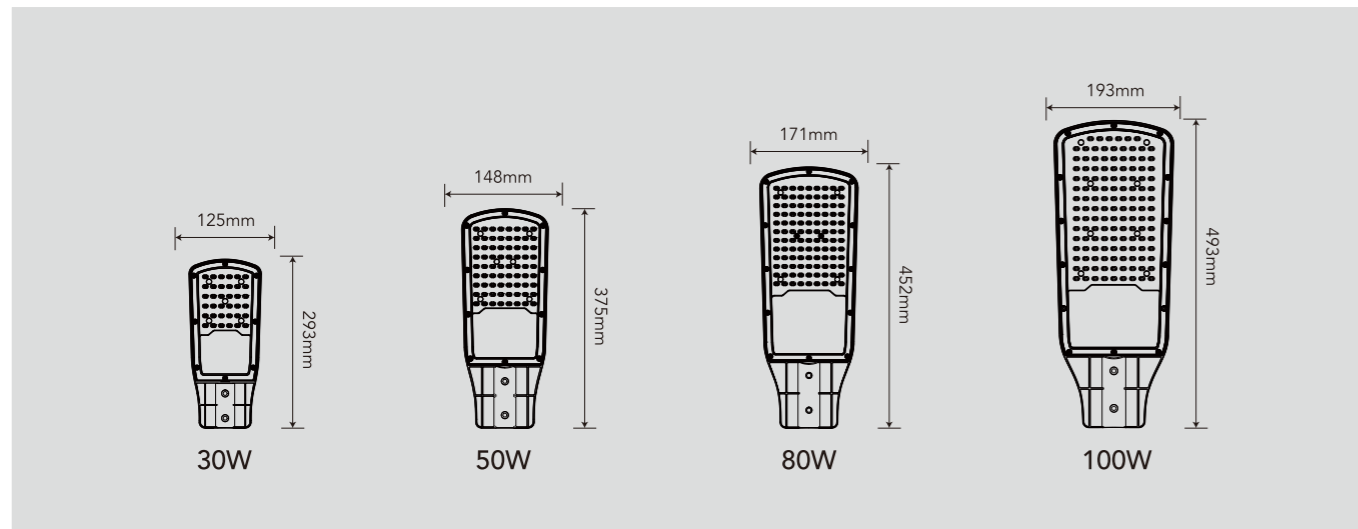


Code	Power (W)	Lumen (lm)	Beam Angle	PF	Packing QTY (pcs/CTN)
FSH806A2-50	50	4000/4500/4500	60°/110°	0.95	2
FSH806A2-100	100	8000/9000/9000	60°/110°	0.95	2
FSH806A2-150	150	12000/13500/13500	70°/110°	0.95	2
FSH806A2-200	200	16000/18000/18000	80°/110°	0.95	2

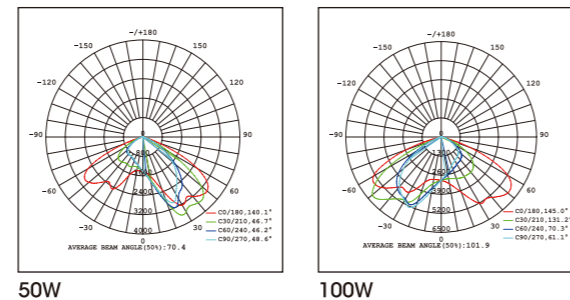
LED STREET LIGHT



APPLICATION



Voltage:	AC100-277V 50/60Hz
PF:	0.95
Lifetime:	30000hrs
IP:	IP65
Surge Protection:	6kV
Operating temp:	-40°C ~ 60°C

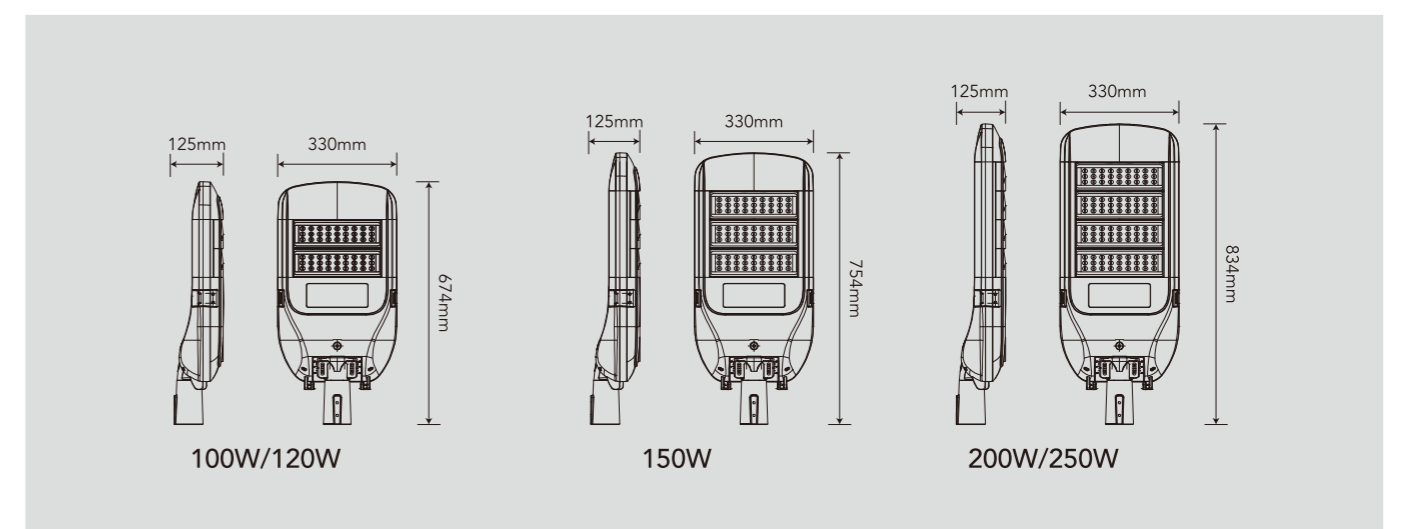


Code	Power (W)	Lumen(lm) 3000/4000/5000/6500K	Beam Angle	Packing QTY (pcs/CTN)
FSS80802-30	30	3300	52°*145°	10
FSS80802-50	50	5500	52°*145°	6
FSS80802-80	80	10400	52°*145°	4
FSS80802-100	100	13900	52°*145°	1

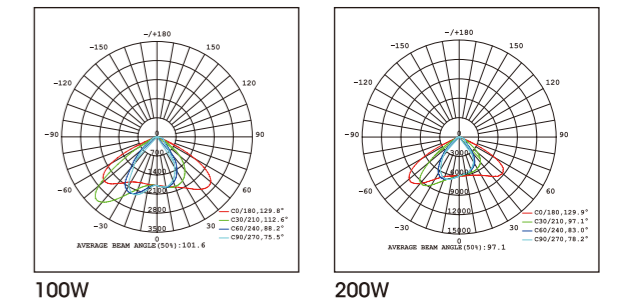
LED STREET LIGHT



APPLICATION



Voltage:	AC100-277V 50/60Hz
PF:	0.95
Lifetime:	30000hrs
IP:	IP65
Surge Protection:	10kV
Operating temp:	-40°C ~ 50°C



Code	Power (W)	Lumen(lm) 3000/4000/5000/6500K	Beam Angle	Packing QTY (pcs/CTN)
FSS80202-100	100	12000	130°*80°	1
FSS80202-120	120	14400	130°*80°	1
FSS80202-150	150	18000	130°*80°	1
FSS80202-200	200	24000	130°*80°	1
FSS80202-250	250	30000	130°*80°	1

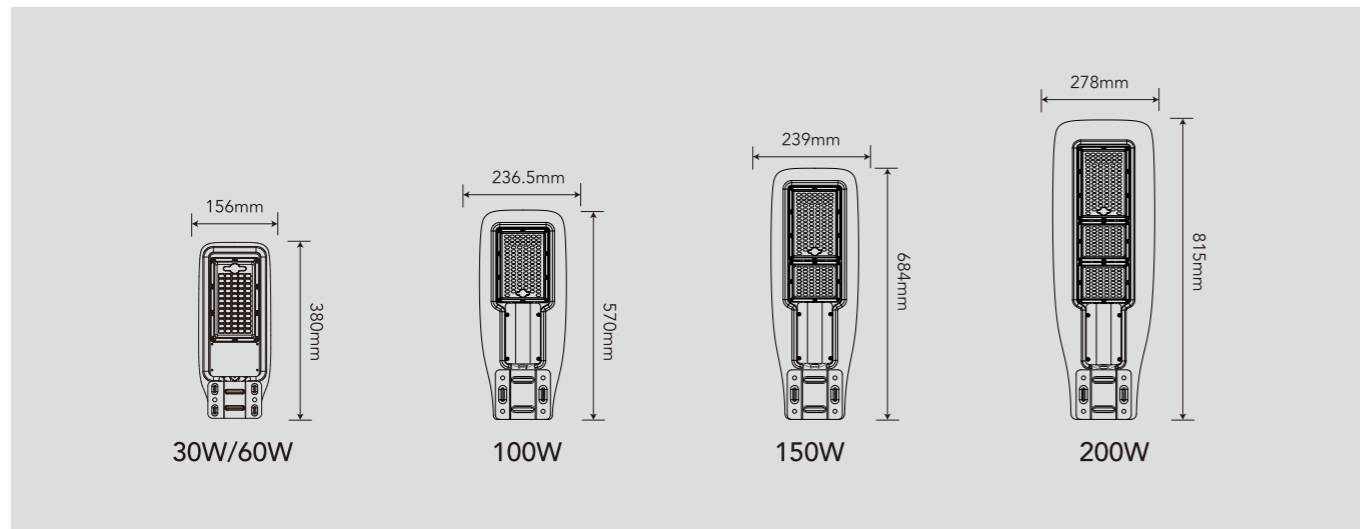
LED STREET LIGHT



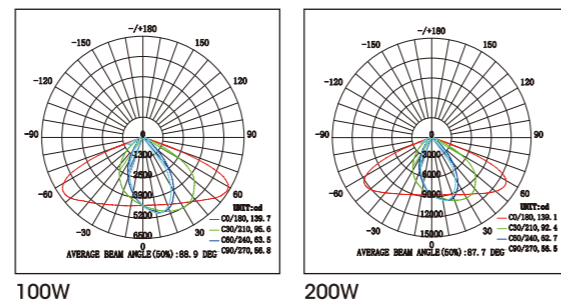
APPLICATION



Streets



Voltage:	AC90-265V 50/60Hz
PF:	0.95
Lifetime:	30000hrs
IP:	IP65
Surge Protection:	6kV
Operating temp:	-40 °C ~60 °C



Code	Power (W)	Lumen(lm) 3000/4000/5000/6500K	Beam Angle	Packing QTY (pcs/CTN)
FSS807A2-30	30	3000	60°x145°	4
FSS807A2-60	60	6000	60°x145°	4
FSS807A2-100	100	10000	60°x145°	1
FSS807A2-150	150	15000	60°x145°	1
FSS807A2-200	200	20000	60°x145°	1

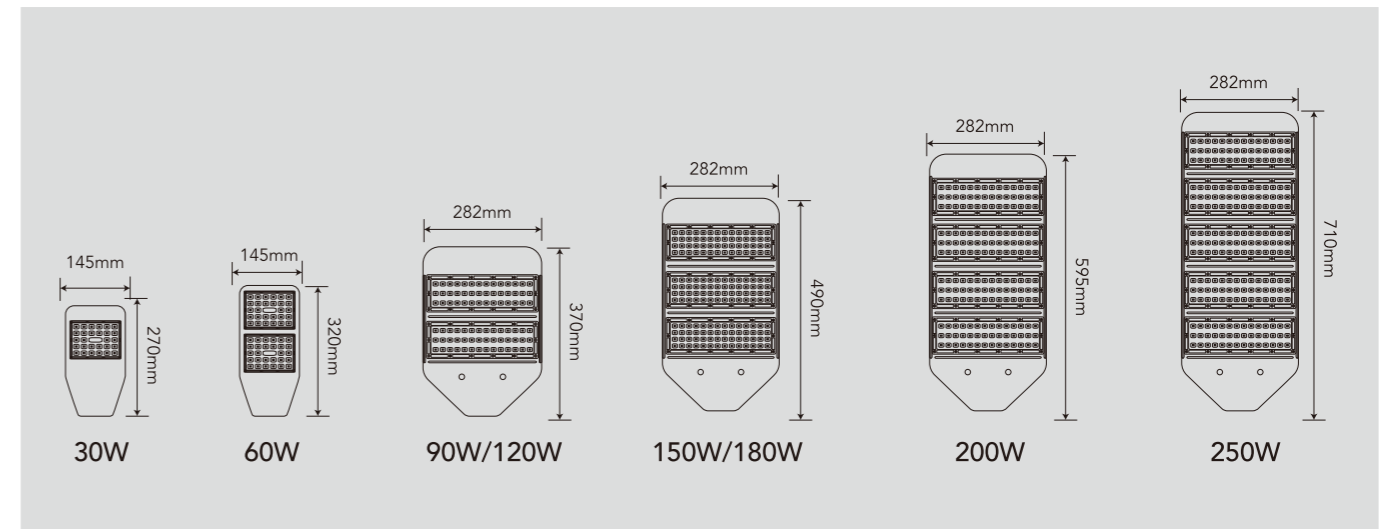

LED STREET LIGHT



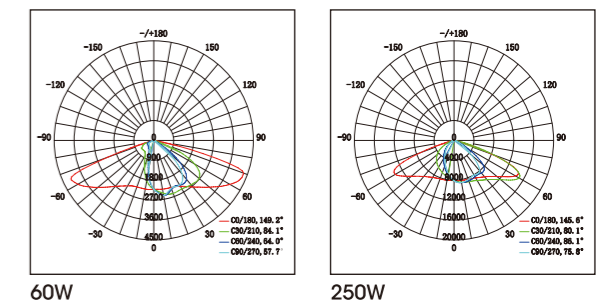
APPLICATION



Streets



Voltage:	AC90-265V 50/60Hz
PF:	0.92
Lifetime:	30000hrs
IP:	IP65
Surge Protection:	6kV
Operating temp:	-40 °C ~60 °C

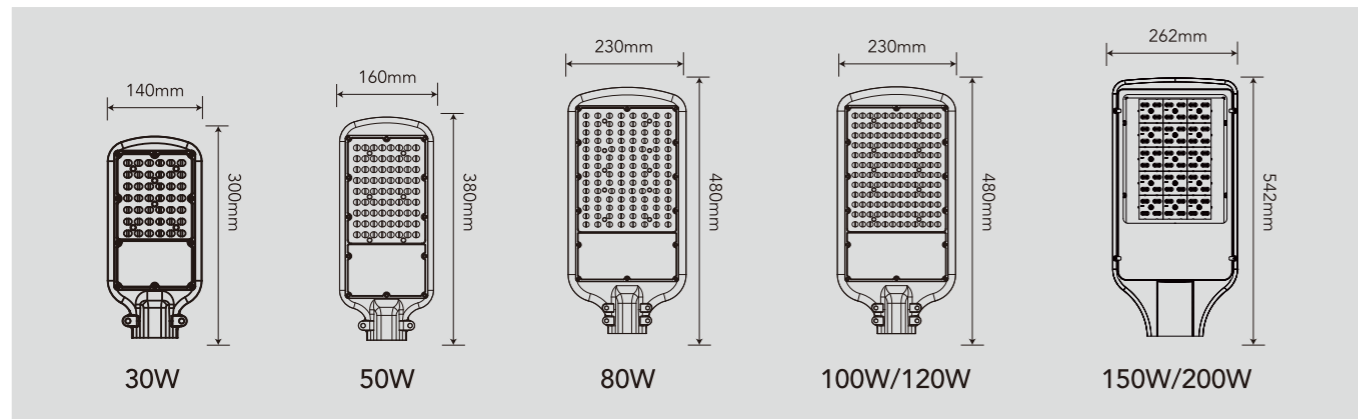


Code	Power (W)	Lumen(lm) 3000/4000/5000/6500K	Beam Angle	Packing QTY (pcs/CTN)
FSS801A2-30	30	3150	60°x145°	6
FSS801A2-60	60	6300	60°x145°	6
FSS801A2-90	90	9450	80°x145°	1
FSS801A2-120	120	12600	80°x145°	1
FSS801A2-150	150	15750	80°x145°	1
FSS801A2-180	180	18900	80°x145°	1
FSS801A2-200	200	21000	80°x145°	1
FSS801A2-250	250	26250	80°x145°	1

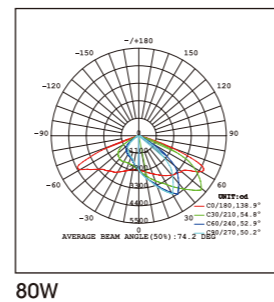
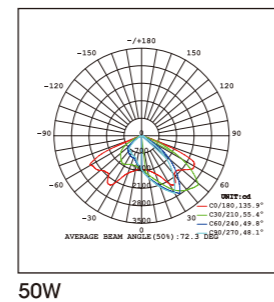
LED STREET LIGHT



APPLICATION




Voltage:	AC90-265V 50/60Hz
PF:	0.9
Lifetime:	25000hrs
IP:	IP65
Surge Protection:	4kV
Operating temp:	-40°C ~60°C



Code	Power (W)	Lumen(lm) 3000/4000/5000/6500K	Beam Angle	Packing QTY (pcs/CTN)
FSS816A2-30	30	3000	60°x145°	10
FSS816A2-50	50	5000	60°x145°	6
FSS816A2-80	80	8000	60°x145°	4
FSS816A2-100	100	10000	60°x145°	4
FSS816A2-120	120	12000	70°*140°	4
FSS816A2-150	150	15000	70°*140°	3
FSS816A2-200	200	20000	70°*140°	3

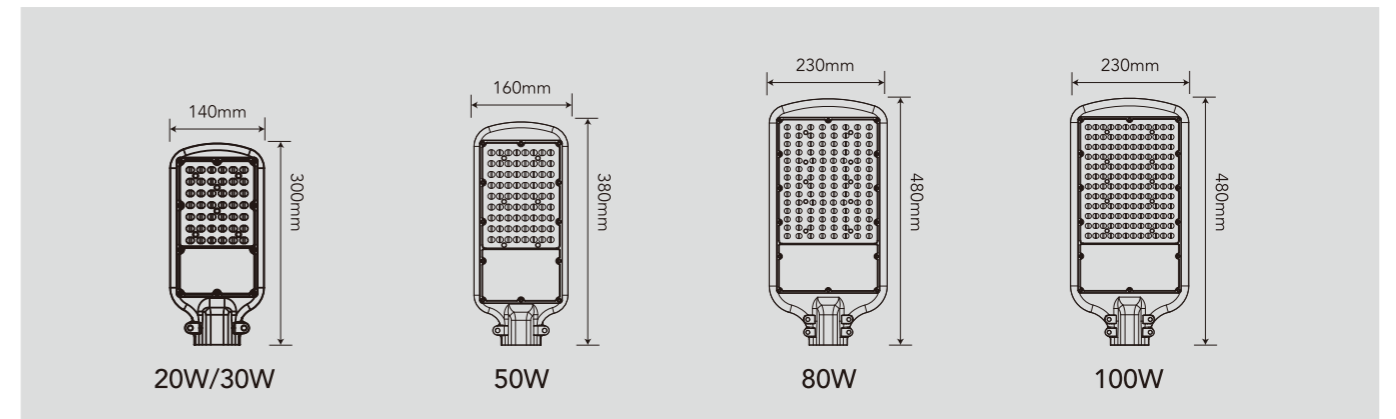
LED SOLAR STREET LIGHT



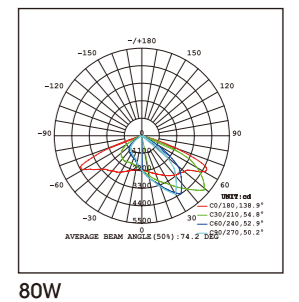
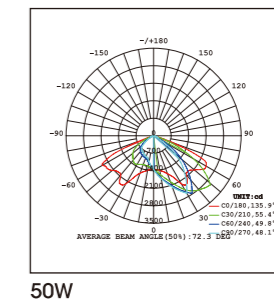
APPLICATION



*Polycrystalline solar panels

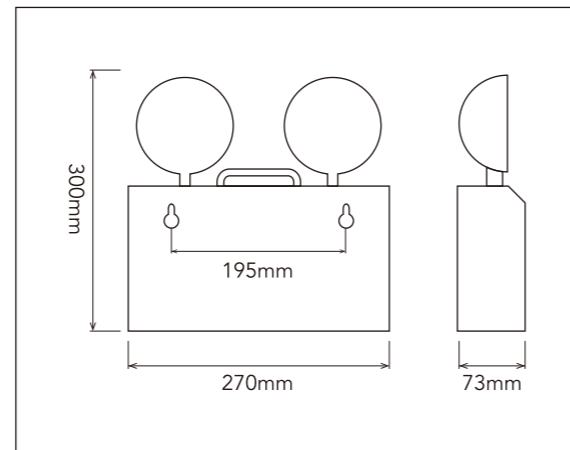


CCT:	4000/5000/6500K
Lifetime:	30000hrs
IP:	IP65
Operating temp:	-40°C ~60°C
Working time:	6~18hrs
Charging time:	6~10hrs



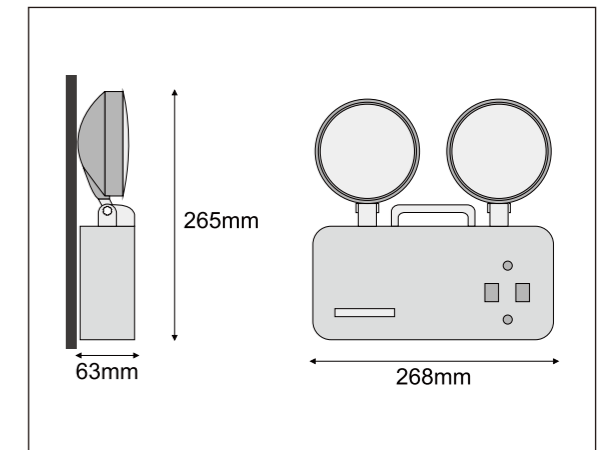

Code	Power (W)	Solar Energy Plate	Solar Energy Plate(mm)	Battery	Lumen (lm)	Beam Angle
FSS81703-20	20	6V 25W	680x350x25	32650*20Ah	2200	70°x140°
FSS81703-30	30	6V 35W	360x690x30	32650*30Ah	3300	70°x140°
FSS81703-50	50	12V 40W	360x815x30	18650*22Ah	5500	70°x140°
FSS81703-80	80	12V 50W	670x540x25	18650*36Ah	8800	70°x140°
FSS81703-100	100	12V 80W	772x670x30	18650*45Ah	11000	70°x140°

LED EMERGENCY LIGHT



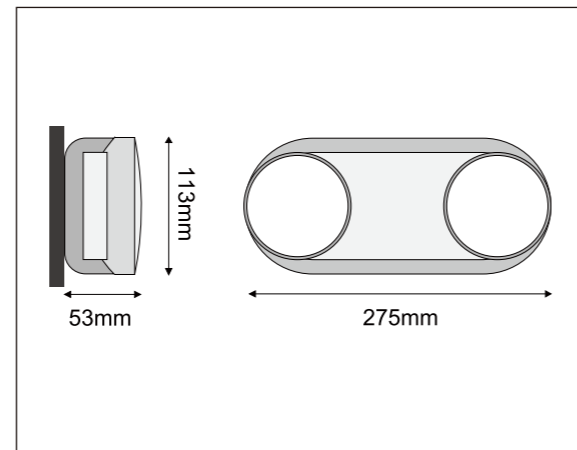

Code	Voltage	Power (W)	Lumen (lm)	Response Time (s)	Emergency Time (hrs)	Charge Time (hrs)	IP
FSE301 5W	AC180-265V	5	85	< 2	16/8	< 24	20

LED EMERGENCY LIGHT



Code	Voltage	Power (W)	Lumen (lm)	Response Time (s)	Emergency Time (hrs)	Charge Time (hrs)	IP
FSL-1098	AC180-265V	2x2	400	< 2	6/3	< 24	20

LED EMERGENCY LIGHT



Code	Voltage	Power (W)	Lumen (lm)	Response Time (s)	Emergency Time (hrs)	Charge Time (hrs)	IP
FSL-239	AC180-265V	2x2W	400	< 2	3	< 24	20



FSE106C1



FSE106C2



FSE106C3



FSE106C4



FSE106C5(Double)



FSE106C6(Double)



FSE106C7(Double)



Voltage	Power (W)	Chip	Housing IP Grade	Charge Time (hrs)	Response Time (s)	Emergency Time (min)	Size (mm)
AC180-265V	1.5	LED	30	< 8	< 2	90	354x24x145

LED STRIP LIGHT



Features:

- * Cuttable strip with different color temperatures to create different ambiances
- * Flexible and easy to install thanks to the adhesive tape
- * High lumen efficacy
- * Further accessories kits can be ordered separately

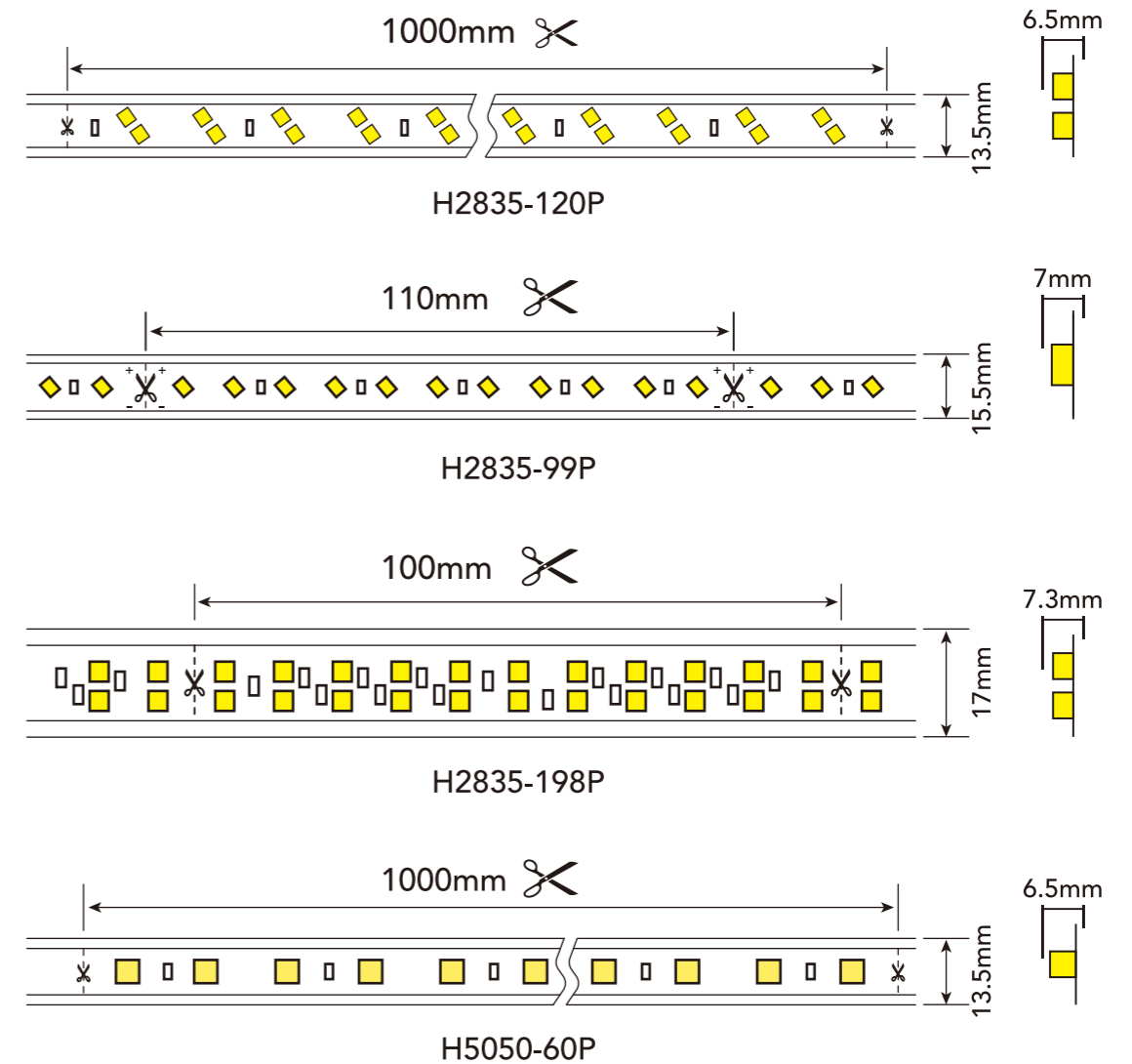
Applications:

- * Indoor ambiance for hospitality, office and residential
- * Cove lighting
- * Cabinet, closet and back light
- * Restaurants
- * Spotlighting for accents

- High voltage waterproof power cord
- RS clip
- 5050 8mm RS end cap
- 5050 8mm RS middle connector
- RGB controller

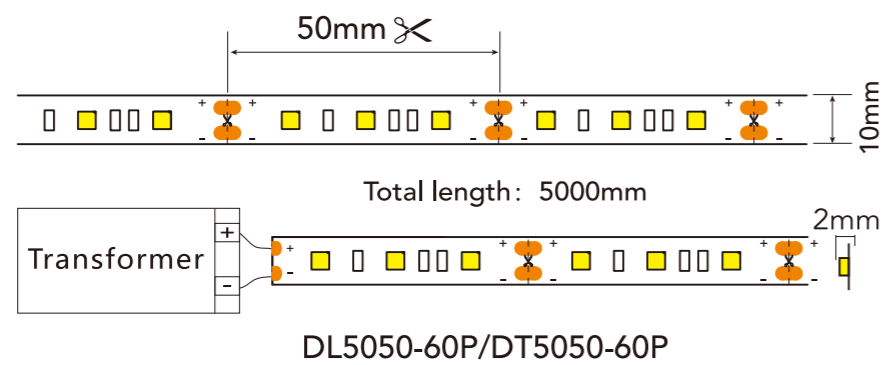
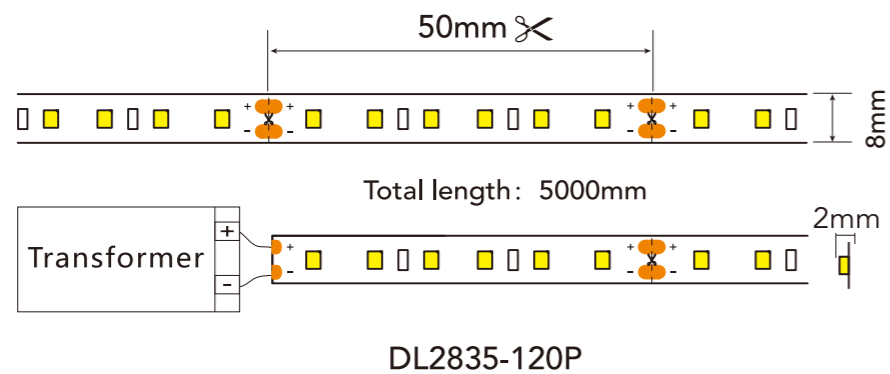


Code	Voltage	Power (W/m)	Lumen (lm/m)	Board width (mm)	LED chip	LEDS(m)	IP	Life (hrs)
H2835-120P	AC220-240V	7	450	8	2835	120	IP65	15000
H2835-120P	AC220-240V	7	R/G/B/Y	8	2835	120	IP65	15000
H2835-99P	AC220-240V	8	700	10	2835	99	IP65	15000
H2835-198P	AC220-240V	12	1000	12	2835	198	IP65	15000
H5050-60P	AC220-240V	9	370	8	5050	60	IP65	15000
H5050-60P	AC220-240V	9	R/G/B/Y	8	5050	60	IP65	15000
H5050-60P	AC220-240V	7	RGB	10	5050	60	IP65	15000






Code	Voltage	Power (W/m)	Lumen(lm/m) 3000/4000/6500K	Board width (mm)	LED chip	LEDS(m)	IP	Life (hrs)
DL5050-60P	DC12V/DC24V	12	960/980/1000	10	5050	60	IP20	15000
DL5050-60P	DC12V/DC24V	8	R/G/B/Y	10	5050	60	IP20	15000
DL5050-60P	DC12V/DC24V	8	RGB	10	5050	60	IP20	15000
DL2835-120P	DC12V/DC24V	10	960/980/1000	8	2835	120	IP20	15000
DL2835-120P	DC12V/DC24V	8	R/G/B/Y	8	2835	120	IP20	15000
DT5050-60P	DC12V/DC24V	12	960/980/1000	10	5050	60	IP65	15000
DT5050-60P	DC12V/DC24V	8	R/G/B/Y	10	5050	60	IP65	15000
DT5050-60P	DC12V/DC24V	8	RGB	10	5050	60	IP65	15000




ALUMINUM PROFILE



BRAND PROMOTION MATERIALS

Showcase



8801120004 8801120005 8801120006 8801120007

Code	Size (cm)	Packing Size (cm)	Packing QTY
8801120004	100*30*240		A+B
8801120005	100*30*240	A:184x34.5x105	A+B
8801120006	100*30*240	B:105.5x35.5x66	A+B
8801120007	100*30*240		A+B



8101040779 8101040629

Code	Size (cm)	Packing Size (cm)	Packing QTY (pcs/CTN)
8101040779	80x45x185	83x53x37	1
8101040629	80x40x185	94x52x51	1



8101040813 8101040665 8101040859

Code	Size (cm)	Packing Size (cm)	Packing QTY (pcs/CTN)
8101040813	183x74x82	183x74x82	1
8101040665	128x56x30	128x56x30	2
8101040859	142x6.5x61	142x6.5x61	2

*All showcase is shipped without products.

Lamp tester



Code	Size (cm)	Packing Size (cm)	Packing QTY (pcs/CTN)
8102020836	40x14x7.5	64.5x44x46	16
8801120002	9x8.5x6.5	46x38x24	50

Floor sticker



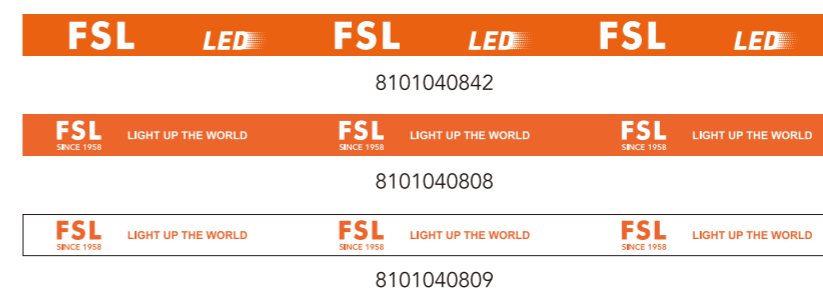
8801120003

Code	Size (cm)	Packing Size (cm)	Packing QTY (pcs/CTN)
8801120003	60x46.5	61x48.5x9	20

Glass sticker



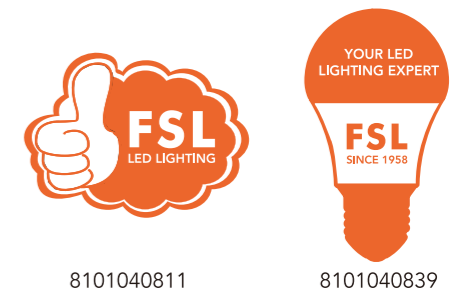
Code	Size (cm)	Packing Size (cm)	Packing QTY (pcs/CTN)
8101040842	200x10	/	500
8101040808	200x10	/	500
8101040809	200x10	/	500
8101040811	30x22	/	100
8101040839	25.5x45	49x28x30	600



8101040842

8101040808

8101040809



8101040811

8101040839

Advertising banners



Code	Size (cm)	Packing Size (cm)	Packing QTY (pcs/CTN)
8101051206	26x500	44x31x21	1800

Notebook



Code	Size (cm)	Packing Size (cm)	Packing QTY (pcs/CTN)
8101051974	14x21	44x30.5x21.5	56
8101051180	14x21	44x30.5x21.5	120

Light box



Code	Size (cm)	Packing Size (cm)	Packing QTY (pcs/CTN)
8101048267	55x45x10	51*15*62	1

Others



Code	Size (cm)	Packing Size (cm)	Packing QTY (pcs/CTN)
8105010607	/	54x55x32	100
8101040766	/	54x32x50	300



Code	Size (cm)	Packing Size (cm)	Packing QTY (pcs/CTN)
8101040829	12x17.5	75.5x42.5x29.3	80
8101050865	14x1.3	48x31.3x20	1000



Code	Size (cm)	Packing Size (cm)	Packing QTY (pcs/CTN)
8101048268	Ø120	103x30x26	50
8101040828	Ø240	120x24x20	10



Code	Size (cm)	Packing Size (cm)	Packing QTY (pcs/CTN)
8101040807	30x50	60x24x30	2000
8801110002	40x60	60x24x30	1250
8302000001	11x6	46x34x31	60
8101040862	3.5x4	56x46x28	2000